



2017

// POWER TOOLS

Hand-held Tools // Stationary Tools



POWER XCHANGE

ONE FOR ALL.
THE CLEVER BATTERY
IN WORKSHOP AND GARDEN.





Einhell. The brand that is rapidly gaining traction. As seen online and in print

Einhell would like to say thanks to its customers and trading partners. Einhell uses a professional media mix, including traditional print advertising, a search engine optimized online presence, Facebook etc., ... to strengthen the brand and drive demand.

Einhell is a highly professional commercial partner:

- Strong products
- Strong promotions
- Strong price/performance ratio
- Strong sales support

Einhell. Online.

www.einhell.com

Facebook

Youtube

Instagram

Google+



You Tube



You Tube



Einhell. Print.

- All major DIY magazines
- Daily newspapers

Power X-Change

Power X-Change Battery System	6
The Master Battery System	6
Cordless Drills 18 V	16
Cordless Impact Drills 18 V	20
Cordless Impact Drivers / Wrench 18 V	22
Cordless Rotary Hammer	24
Cordless Angle Grinder	27
Cordless Circular Saw	28
Cordless Jigsaw	29
Cordless All Purpose Saw	30
Cordless Multifunctional Tool	31
Cordless Rotating Sander	32
Cordless Multiple Sander	33
Cordless Vacuum Cleaner	35
Cordless Radio	36
Cordless Lights	36
USB-Power Bank	37
Power X-Change – Accessories	38

Hand-held Power Tools

Screwing	40
Cordless Screwdrivers 3.6 V	41
Cordless Drills 12 V	42
Cordless Drills 14.4 V	43
Cordless Drills 18 V	44
Cordless Impact Drills	45
Dry Wall Screwdriver	45
Drilling + Mixing	46
Impact Drills	47
Rotary Hammers 2 kg class	51
Rotary Hammers 5 kg class	53
Demolition Hammer	56
Paint/Mortar Mixers	59
Paint/Mortar Mixers – Accessories	60
Cutting	62
Angle Grinders (230 mm)	63
Angle Grinders (125 mm)	64
Angle Grinders (115 mm)	65
Milling + Planing	66
Wall Liner	66
Biscuit Jointer	67
Routers	68
Planers	69
Sawing	70
Jigsaws	71
Circular Saws	72
Mini Circular Saws	73
All Purpose Saws	74
Multifunctional Tools	75
Cordless Multifunctional Tool	76
Grinding and Engraving Tool	76
Grinding / Sanding	77
Orbital Sanders	77
Belt Sanders	78
Delta Sanders	78
Multi Sanders	79
Rotating Sanders	79
Drywall Polisher	81
Paint Spray Systems	82
Paint Spray Systems	83

More power tools	85
Hot Glue Guns	85
Tackers	86
Hot Air Guns	87

Laser + Detector Technology	88
Laser Distance Meters	89
Cross Laser Levels	91
Laser Levelling	92
Digital Detector	93

Stationary Power Tools

Woodworking	94
Sliding Mitre Saws	95
Mitre Saws	95
Mitre Saws with upper table	96
Mitre Saws – Accessories	97
Table Saws	99
Table Saws – Accessories	102
Stationary Planer	103
Scroll Saw	103
Bandsaws	105
Woodworking Lathe	106
Vacuum Extraction System	107

Cleaning Systems	108
Wet and Dry Vacuum Cleaners	109
Vac Cleaners – Accessories	111
Ash Vacuum Cleaners	113
High-pressure Cleaners	115

Compressed Air Technology	116
Compressors with belt drive	117
Oil-lubricated Compressors	118
Oil-free Compressors	119
Air Tools + Accessories	120

Tile/Stone Cutting	126
Tile Cutting Machines	127
Stone Cutting Machines	128

Grinding	129
Bench Grinders	129
Stationary Grinders	130

Welding	132
Inverter Welding Machines	133
Welding Machines – Accessories	134

Metalworking	136
Metal Cutting Saw	136

Workshop Equipment	137
Pallet Truck	137
Tool and Gear Wagon	137

Sales support	138
----------------------	------------

Service	140
----------------	------------



Einhell. QualityOffensive.

Brand-Name Quality for the Best Price.

Quality.

State of the Art.



Our multi-level quality assurance system has absolutely no gaps. The coverage includes our innovative, in-house development activities, quality assurance under German supervision directly at the production sites and close collaboration with highly capable external partners such as TÜV. Labels such as TÜV/GS "Fit for use – good" and exceptional warranty coverage, e.g. 10 years on various mower decks tell you all you need to know about conformance to stringent Einhell quality standards.

Distinctions.

Independent quality verification.



Again and again, results published by independent institutes and the media confirm the excellent quality of Einhell products. Being named the winner in product tests, earning top ratings and receiving awards for entire product groups or the whole

corporation prove beyond doubt that Einhell customers get genuine quality.

Price/Performance.

Brand-name quality for the best price.



Einhell products deliver the same level of quality as top well-known brands but cost around 25% – 35% less. On numerous occasions, Einhell

has received top ratings for price/performance in comparison tests performed by independent bodies and consumer report magazines, providing hard evidence of the exceptional cost-benefit ratio.

Design.

Compellingly attractive, right up there with the best.



The Made in Germany design idiom makes our products spontaneously desirable. That along with clever details puts them right up there with the top brands in the garden and tool segment.



Top Service.*

Quality and service as a matter of principle.

Quality and service go hand in hand at Einhell, leaving nothing to be desired:

- Briggs & Stratton on-site service
- 20 years of Einhell service experience
- Personal contact with the experts on all service issues
- Up to 10 years spare parts availability and 24-hour shipping service
- Full-coverage network of service partners in Germany and Austria
- Online service portal with spare parts shop
- 24 hr. returns acceptance and processing
- Customer satisfaction assessments on a regular basis



Extended warranty.*

24 months extended to 36 months free of charge.

You get even more value. The warranty can be extended for every new Einhell RED product. Extension is free of charge, fast and uncomplicated. Within 16 weeks following product purchase, simply register on the Einhell homepage and enjoy the benefits of extended warranty protection – 3 years instead of 2.



Sustainability.

Resource conservation for tomorrow's world.

Much of our garden equipment features Einhell ECO Power technology which reduces product energy consumption and emissions by up to 25%. Engineering expertise and a pro-active commitment to environmental protection are the essence of ecological, sustainable products.



Driving demand.

Full power in all channels.

Einhell's presence in major media is driving huge demand. Top media spending and sales-optimized POS give Einhell dealers the support they need. We have pulled out all the stops with full-page ads in target group publications, a concerted online presence and of course a highly effective PR campaign.

Einhell. WELL DONE.

Einhell 2017

Now more awesome than ever.

We supply quality at the best price plus service and design. Our brand is authentic, credible, suitable for the mass market and the traditional market and comes with a good ROI. And our brand claim communicates the very essence of our independent positioning with a strong promise. **Einhell. WELL DONE.**

- **New product categorization system: Classic · Expert · Expert Plus**
- **Strong marketing campaigns**
- **Innovative new products in high-growth market segments**

Einhell. WELL DONE.

Well-made products, well-executed projects, customers with well-tended gardens and trading partners who feel that Einhell is doing a really good job: our benefits promise impacts in all directions and gives an equally strong message inwardly and outwardly.

Profit from the concentrated power that stops at nothing. From design, sustainability, quality and products through to service and driving demand: deploy the Einhell strategy of attack in all the important garden power tool segments in your business.

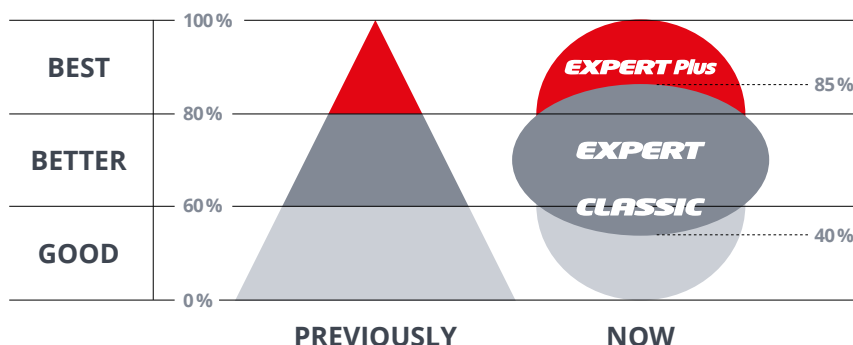
Einhell – Germany's dynamic brand for gardening and DIY.

- **Worldwide distribution**
- **German quality and service**
- **Persuasive product breadth**

The innovative brand that is rapidly gaining traction
Ultra-profitable value for money products

CLASSIC **EXPERT** **EXPERT Plus**

Einhell's product categorization system is targeted straight at the fast-growing and highly promising mid-price segment.



The new product categorization system from Einhell makes it easy for you and your customers to find their way round quickly. All new packaging features appealing product and usage pictures, multilingual explanations and a uniform Einhell brand facing in the high-grade Einhell brand design.

POWER X-CHANGE

EINHELL POWER X-CHANGE | THE NEW GENERATION OF RECHARGEABLE BATTERIES

ONE RECHARGEABLE BATTERY SYSTEM FOR ALL TOOLS AND GARDEN EQUIPMENT
ONE rechargeable battery* fits ALL Power X-Change tools.

MORE SPACE FOR WORKSHOP AND CELLAR
1 rechargeable battery* + 1 charger for all devices and applications. This saves spaces and creates order.

BETTER FOR THE ENVIRONMENT
Fewer rechargeable batteries and chargers means less demand for raw materials and energy.



ATTRACTIVE PRICE

"Buy once, save for ever". No costs for the battery + charger as from the second Power X-Change tool.

LONGER BATTERY LIFE

Sophisticated technology and regular use of the rechargeable batteries will significantly extend their service life.

ENHANCED COMFORT AND SAFETY

Cordless freedom, no risk of tripping or severed cables.



**German
Designed
Quality**

Einhell Germany AG

POWER X-CHANGE

EINHELL POWER X-CHANGE | A SYSTEM OF SAVINGS

1. NEWCOMERS

Choose a suitable set for yourself comprising **device + battery + charger**, or combine a device with **any battery**.



2. NOW YOU BELONG TO THE PXC FAMILY

1 battery + 1 charger is all you need for the full 18 V system – you can then purchase any additional device **without a battery** and **without a charger**.



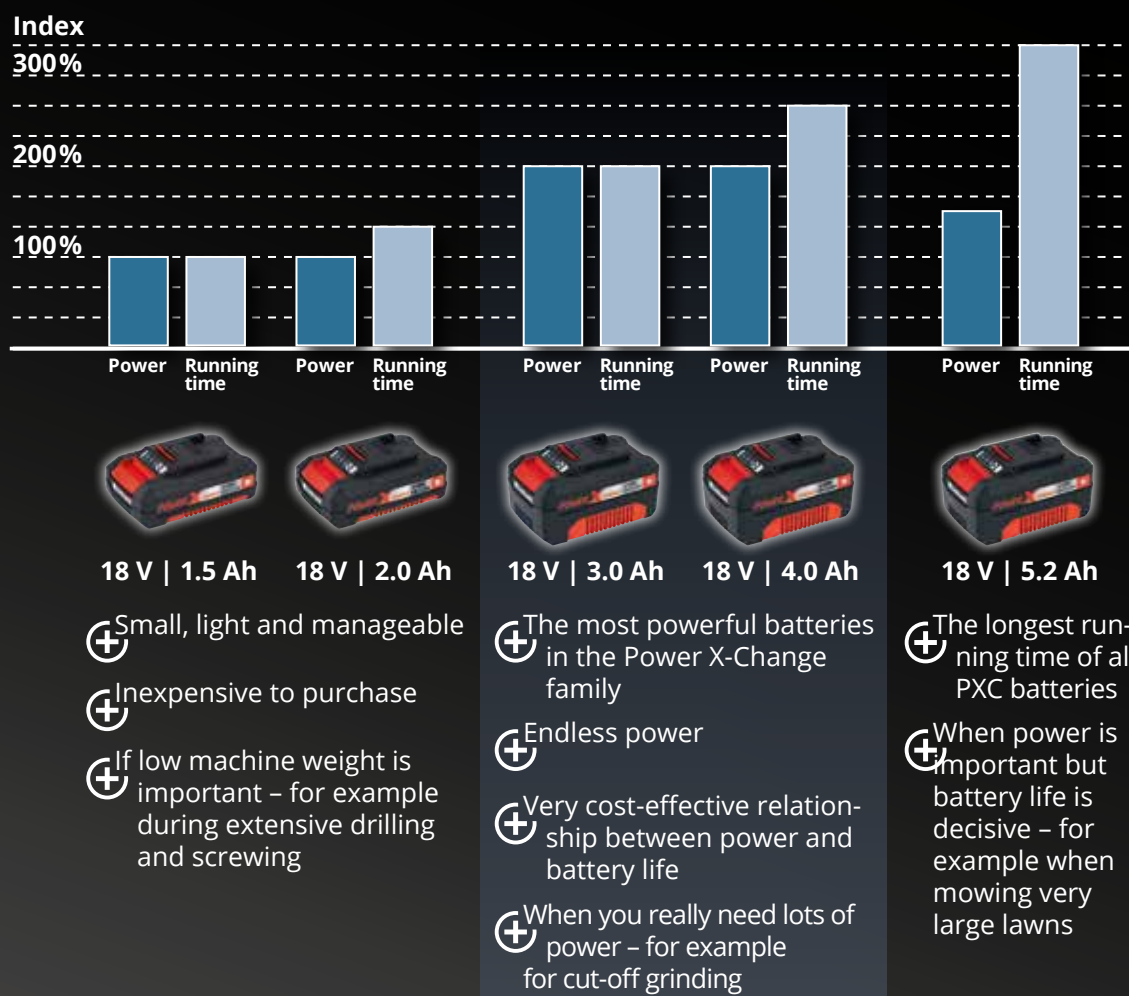
3. SAVINGS

Save money again every time you purchase a new device.





OPTIMIZED BATTERY COORDINATION FOR EVERY APPLICATION AREA



iInfo THE RIGHT POWER

In order to guarantee the best performance, we recommend the use of batteries with a capacity of 3.0 Ah and more for the following product groups:

- Lawnmowers
- Scarifiers
- Pole-operated pruners
- Chain saws
- Angle grinders

BATTERIES CAN ALSO BE PURCHASED INDIVIDUALLY.

ARTICLE	Art. No.
SYSTEM BATTERY 18 V / 1.5 Ah	45.113.40
SYSTEM BATTERY 18 V / 2.0 Ah	45.113.95
SYSTEM BATTERY 18 V / 3.0 Ah	45.113.41
SYSTEM BATTERY 18 V / 4.0 Ah	45.113.96
SYSTEM BATTERY 18 V / 5.2 Ah	45.113.57

ARTICLE	Art. No.
HIGH-SPEED SYSTEM CHARGER	45.120.11
STARTER-KIT 1.5 Ah (battery + high-speed system charger)	45.120.21
STARTER-KIT 2.0 Ah (battery + high-speed system charger)	45.120.40
STARTER-KIT 3.0 Ah (battery + high-speed system charger)	45.120.41
STARTER-KIT 4.0 Ah (battery + high-speed system charger)	45.120.42

POWER X-CHANGE

EINHELL **POWER X-CHANGE** | THE SYSTEM WITH A FUTURE

- | **CONTINUOUS EXPANSION OF THE POWER X-CHANGE FAMILY**
- | **FURTHER DEVELOPMENT OF THE BATTERIES** – latest technology for the best quality
- | **BACKWARDS-COMPATIBLE** – batteries and devices from different build years will still work together in the future



POWER X-CHANGE PLUS

A **NEW** GENERATION

POWER X-CHANGE PLUS | THE **NEW** LITHIUM-ION GENERATION

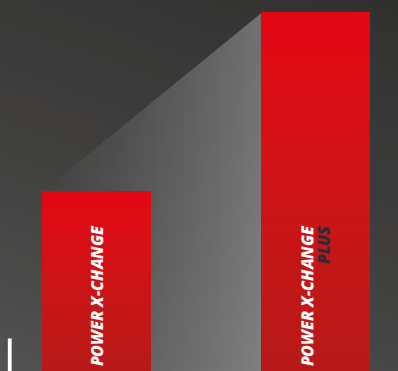


EVEN MORE POWER WITH THE LATEST NEW RECHARGEABLE BATTERY TECHNOLOGY!

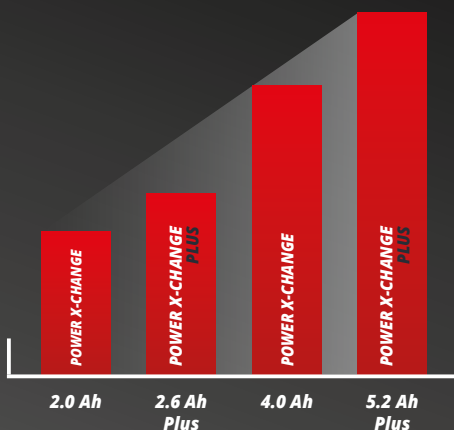
- OPTIMIZED CELL ARCHITECTURE**
FOR PERFECT THERMAL MANAGEMENT
- ENHANCED PERFORMANCE**
AND MAXIMUM CAPACITY
- ALL THE HIGH PERFORMANCE**
OF CABLE-BASED ELECTRICAL TOOLS/GARDEN EQUIPMENT



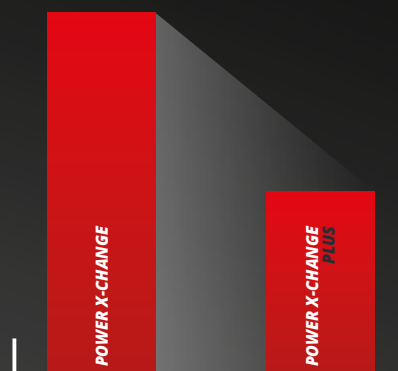
+100%
more
performance



+150%
longer
running time



-50%
shorter
charging time*



* The shorter charging time is provided by the new high-speed charger (expected to be available starting in the autumn of 2017)



EINHELL **POWER X-CHANGE** | THE LATEST LITHIUM-ION TECHNOLOGY



NO MEMORY EFFECT

The battery can be recharged at any time, even if it is only partially discharged. No loss of capacity over the entire service life of the battery.



NO SELF-DISCHARGING – ALWAYS READY FOR IMMEDIATE ACTION

Even after being in storage for months, the battery will retain almost its full power.



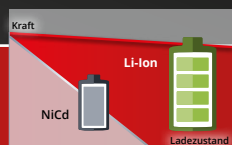
COMPACT AND LIGHT – PERFECT HANDLING

At the same power, Li-ion batteries are significantly lighter than comparable NiCd batteries.



SOPHISTICATED CHARGING TECHNOLOGY

Short charging times, optimum operational performance and maximum battery life.



CONSISTENTLY HIGH PERFORMANCE

Li-ion batteries deliver almost the same power at the end of the battery life as freshly charged ones.



3X RUNNING TIME

Up to three times the running time of conventional NiCd rechargeable batteries.

ABS

ACTIVE BATTERY
MANAGEMENT SYSTEM

THE EINHELL-ABS

The Einhell Active Battery Management System is setting the standard in terms of safety.



THE EINHELL-ABS – ACTIVE BATTERY MANAGEMENT SYSTEM

The temperature, current and voltage are constantly monitored, not only of the battery as a whole but also of each individual battery cell. This is the maximum possible safety. The optimized charging process goes easy on the Power X-Change batteries and therefore helps them to last longer.



MONITORED BY

ABS

ACTIVE BATTERY
MANAGEMENT SYSTEM

SSPCHIP POWERBOOST
DYNAMIC PERFORMANCE
 ALWAYS THE POWER YOU NEED

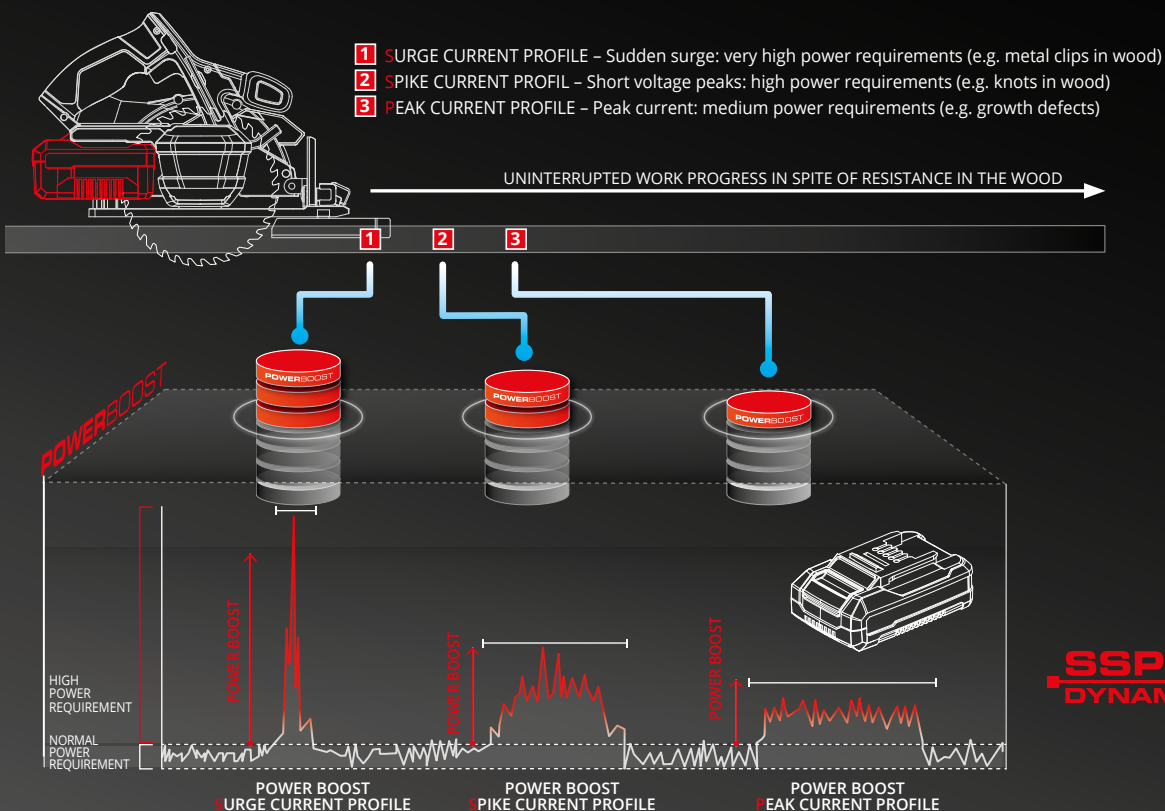


EINHELL POWER X-CHANGE | SSPCHIP DYNAMIC PERFORMANCE

Thanks to its intelligent control electronics, the **SSPCHIP** in the Einhell Power X-Change batteries optimizes the power and endurance of your device.

THE ADVANTAGES AT-A-GLANCE

- **UNINTERRUPTED** WORK PROGRESS
- **MAXIMUM OPERATIONAL PERFORMANCE** THANKS TO EFFICIENT ENERGY OUTPUT
- **LONGER LIFE** – PROTECTS THE DEVICES WITH ITS INTELLIGENT ELECTRONIC CONTROL SYSTEM



The **SSPCHIP** analyzes and detects when more power is needed in order to overcome an obstacle. Whereas conventional cordless electrical devices switch off as soon as they encounter resistance, PXC rechargeable batteries induce appropriate peak current to enable work to continue uninterrupted.

BRUSHLESS ENERGY

Einhell



BRUSHLESS ENERGY | MORE EFFICIENT WORK

THE ADVANTAGES AT-A-GLANCE

MORE POWER

Losses through friction close to 0% – much higher level of efficiency.

LONGER RUNNING TIMES

No energy wasted operating the brushes – optimum energy yield.

With much longer battery life for each charge, this means that you can recharge much more infrequently. This saves electricity – and saving electricity means: protecting the environment!

LONGER LIFE


Less friction, lower operating temperature, less wear. A device with a brushless motor will last much longer. During this time you would otherwise need to dispose of and re-purchase many replacement devices with brush motors. So this will help you to save lots of resources – keeping your wallet and the environment happy.

MORE COMPACT, ERGONOMIC CONSTRUCTION

Compact motors – compact device enclosures. Slimmer devices sit more comfortably in the hand and are perfect for use in tight spaces.

MAINTENANCE-FREE

Never replace carbon brushes again. Conventional motors will always need to have their brushes replaced. This is not the case with brushless devices. This saves money and resources.

 The Einhell ECO POWER logo stands for product characteristics that are not only extremely beneficial for the user, but that also protect the environment and resources in a special way.

BRUSHLESS ENERGY

Einhell

 **25%**
more power*

 **50%**
longer running times*

 **100%**
longer life*



* Approximate figures in comparison to conventional carbon brush motors



BRUSHLESS
ENERGY

Einhell

BRUSHLESS*ENERGY* | MORE **EFFICIENT** WORK



BRUSHLESS MOTORS

In brushless motors the electricity is transmitted directly in an electronically controlled system. Friction and energy losses are not generated in the process. This results in a significant power increase, much longer battery life and a major increase in the service life of the motor.

HIGHER SPEED +

HIGHER TORQUE +

LESS HEAT BUILD-UP +

NO CARBON BRUSH WEAR +

HIGHER EFFICIENCY +

LONGER MOTOR SERVICE LIFE +

COMPACT CONSTRUCTION +



VS. BRUSHED MOTORS

In brushed motors the electrical power is transmitted from the power source to the motor via carbon brushes. This mechanical process generates friction. The resulting heat generation and the associated energy losses reduce the efficiency and service life of the motor.

— **LOWER SPEED**

— **LOWER TORQUE**

— **HIGHER BUILD-UP OF HEAT**

— **WEAR TO THE CARBON BRUSHES**

— **LOWER EFFICIENCY**

— **SHORTER MOTOR SERVICE LIFE**

— **LESS COMPACT CONSTRUCTION**



BRUSHLESS
ENERGY

Einhell

BRUSHLESS*ENERGY* | FOR THE SAKE OF THE **ENVIRONMENT**

BRUSHLESS
ENERGY

Einhell




| LONGER RUNNING TIMES

With a *single* battery charge a brushless device will run for much longer than a comparable device with a brush motor. This means you will need to recharge the battery much less frequently. This saves electricity – and saving electricity means: Protecting the environment.

| LONGER SERVICE LIFE

A device with a brushless motor will last much longer. During this time you would otherwise need to dispose of and re-purchase many replacement devices with brush motors. This will help you to save a lot of resources – helping not only our wallet, but in particular also the environment.



| NEVER REPLACE CARBON BRUSHES AGAIN

A device with a conventional motor will always require new carbon brushes. This is not the case on brushless devices. Helping you to save resources once again.



CORDLESS DRILLS 18 V

POWER X-CHANGE

QUICK STOP FUNCTION

enables tools to be changed quickly and easily

METAL DRILL CHUCK WITH LOCK FUNCTION

Safe fixation of the drill bit

LED LIGHT

to illuminate the work area

2-SPEED-METAL GEARING

for powerful driving and fast drilling

BRUSHLESS MOTOR

More power and prolonged operation

ADDITIONAL HANDLE

Comfortable working and less strain on the joints during operation

BELT CLIP

The driver can be kept securely on the belt even in difficult working positions

POWER X-CHANGE LITHIUM-ION BATTERY

Battery can be used in all products from the PXC family

Cordless Drill
TE-CD 18 Li Brushless

BRUSHLESS ENERGY – MORE EFFICIENT WORK.

BRUSHLESS ENERGY

Einhell



+ 25%
more power*

+ 50%
longer running times*

+ 100%
longer life*



* Approximate figures in comparison to conventional carbon brush motors

- | MORE POWER
- | LONGER RUNNING TIMES
- | LONGER LIFE
- | MORE COMPACT, ERGONOMIC CONSTRUCTION
- | MAINTENANCE-FREE

POWER X-CHANGE

NEW
EXPERT Plus
POWER X-CHANGE

NEW
EXPERT Plus

CORDLESS DRILLS 18 V

Device properties	TE-CD 18 Li Brushless - solo	TE-CD 18 Li Brushless (2x 2.0 Ah)
Battery voltage	18 V	18 V
Battery capacity	—	2.0 Ah
Charging time	—	40 min
Idling speed	0 - 500 / 0 - 1800 min ⁻¹	0 - 500 / 0 - 1800 min ⁻¹
Torque (hard)	60 Nm	60 Nm
Torque settings	19+1	19+1
Drill chuck	13 mm	13 mm
Product weight	1.3 kg	1.3 kg
Brushless motor	•	•
Metal drill chuck	•	•
Metal gear box	•	•
Quick Stop	•	•
LED	•	•
Belt clip	•	•
Number of batteries	0	2
Case	—	•
Additional handle	•	•
Article number	4513850	4513851

POWER X-CHANGE

NEW
EXPERT Plus
POWER X-CHANGE

NEW
EXPERT Plus
POWER X-CHANGE



NEW
EXPERT Plus

CORDLESS DRILLS 18 V



Device properties	TE-CD 18 Li E - solo	TE-CD 18 Li E (1x 2.0 Ah)	TE-CD 18 Li E (2x 2.0 Ah)
Battery voltage	18 V	18 V	18 V
Battery capacity	—	2.0 Ah	2.0 Ah
Charging time	—	40 min	40 min
Idling speed	0 - 400 / 0 - 1400 min ⁻¹	0 - 400 / 0 - 1400 min ⁻¹	0 - 400 / 0 - 1400 min ⁻¹
Torque (hard)	47 Nm	47 Nm	47 Nm
Torque settings	8+1	8+1	8+1
Drill chuck	13 mm	13 mm	13 mm
Product weight	1.1 kg	1.1 kg	1.1 kg
Brushless motor	—	—	—
Metal drill chuck	—	—	—
Metal gear box	•	•	•
Quick Stop	•	•	•
LED	•	•	•
Belt clip	•	•	•
Number of batteries	0	1	2
Case	—	•	•
Additional handle	—	—	—
Article number	4513870	4513872	4513871



CORDLESS DRILLS 18 V

Device properties	TE-CD 18 Li - solo	TE-CD 18 Li
Battery voltage	18 V	18 V
Battery capacity	—	1.5 Ah
Charging time	—	30 min
Idling speed	0 - 320 / 0 - 1350 min ⁻¹	0 - 320 / 0 - 1350 min ⁻¹
Torque (hard)	48 Nm	48 Nm
Torque settings	23+1	23+1
Drill chuck	10 mm	10 mm
Product weight	1.1 kg	1.1 kg
Brushless motor	—	—
Metal drill chuck	—	—
Metal gear box	•	•
Quick Stop	•	•
LED	•	•
Belt clip	•	•
Number of batteries	0	1
Case	—	•
Additional handle	—	—
Article number	4513692	4513690
		

CORDLESS DRILLS 18 V

Device properties	TE-CD 18 Li with a 2 nd battery pack	TE-CD 18/2 Li Kit (2x 1.5 Ah)
Battery voltage	18 V	18 V
Battery capacity	1.5 Ah	1.5 Ah
Charging time	30 min	30 min
Idling speed	0 - 320 / 0 - 1350 min ⁻¹	0 - 350 / 0 - 1250 min ⁻¹
Torque (hard)	48 Nm	44 Nm
Torque settings	23+1	20+1
Drill chuck	10 mm	10 mm
Product weight	1.1 kg	1.4 kg
Brushless motor	—	—
Metal drill chuck	—	—
Metal gear box	•	•
Quick Stop	•	•
LED	•	•
Belt clip	•	•
Number of batteries	2	2
Case	•	•
Additional handle	—	—
Article number	4513687	4513830
		





CORDLESS IMPACT DRILLS 18 V

POWER X-CHANGE

CORDLESS IMPACT DRILLS 18 V

Device properties

Battery voltage

Battery capacity

Charging time

Idling speed

Blow rate

Torque (hard)

Torque settings

Drill chuck

Product weight

Brushless motor

Metal drill chuck

Metal gear box

Quick Stop

LED

Number of batteries

Case

Additional handle

Article number

POWER X-CHANGE**BRUSH-LESS
ENERGY****NEW****EXPERT Plus**

TE-CD 18 Li-i Brushless - solo

18 V

—

—

0 - 500 / 0 - 1800 min⁻¹0 - 8000 / 0 - 28800 min⁻¹

60 Nm

20+1+1

13 mm

1.5 kg

•

•

•

•

•

•

0

—

•

4513860

**POWER X-CHANGE****BRUSH-LESS
ENERGY****NEW****EXPERT Plus**

TE-CD 18 Li-i Brushless (2x 2.0 Ah)

18 V

2.0 Ah

40 min

0 - 500 / 0 - 1800 min⁻¹0 - 8000 / 0 - 28800 min⁻¹

60 Nm

20+1+1

13 mm

1.5 kg

•

•

•

•

•

•

2

•

•

4513861



CORDLESS IMPACT DRILLS 18 V

POWER X-CHANGE





EXPERT Plus

POWER X-CHANGE



EXPERT Plus

Device properties	TE-CD 18-2 Li-i - solo	TE-CD 18-2 Li-i
Battery voltage	18 V	18 V
Battery capacity	—	1.5 Ah
Charging time	—	30 min
Idling speed	0 - 320 / 0 - 1350 min ⁻¹	0 - 320 / 0 - 1350 min ⁻¹
Blow rate	0 - 5120 / 0 - 21600 min ⁻¹	0 - 5120 / 0 - 21600 min ⁻¹
Torque (hard)	48 Nm	48 Nm
Torque settings	23+1+1	23+1+1
Drill chuck	13 mm	13 mm
Product weight	1.8 kg	1.8 kg
Brushless motor	—	—
Metal drill chuck	—	—
Metal gear box	•	•
Quick Stop	•	•
LED	•	•
Number of batteries	0	1
Case	—	•
Additional handle	•	•
Article number	4513802	4513800
		

EINHELL IS A QUALITY BRAND

In July 2015, the consumer portal testberichte.de named Einhell a "2015 Quality Brand" in the Cordless Screwdriver category.

testberichte.de's Quality Brand award is given to manufacturers who regularly achieve above-average scores in independent tests conducted by trade magazines. The award is proof of Einhell Germany's top class product portfolio and the outstanding product quality offered by the company.

testberichte.de is Germany's biggest independent online platform for professional consumer product testing and comparison; it does not test the products itself but lists test results from more than 650 German language test magazines.





CORDLESS IMPACT DRIVERS 18 V

POWER X-CHANGE**SHORT DESIGN**

Also ideal for small corners

**6.35 MM (1/4")
HEXAGON FITTING****LEDs**

to illuminate the work area

HIGH TORQUE

for large-diameter screws

**POWER X-CHANGE
LITHIUM-ION BATTERY**

Battery can be used in all products from the PXC family

BRUSHLESS MOTOR

More power and prolonged operation

**BRUSHLESS
ENERGY**
EinhellCordless Impact Driver
TE-CI 18 Li BL**BELT CLIP**

The driver can be kept securely on the belt even in difficult working positions

POWER X-CHANGE**BRUSHLESS
ENERGY**
Einhell**NEW****EXPERT Plus**

CORDLESS IMPACT DRIVERS 18 V

Device properties	
Battery voltage	18 V
Battery capacity	—
Charging time	—
Idling speed	0 - 2900 min ⁻¹
Torque (hard)	180 Nm
Bit mount	Internal hexagon 6.35 mm (1/4")
Product weight	1.1 kg
Brushless motor	•
LED	•
Metal gear box	•
Electronic speed control	•
Belt clip	•
Number of batteries	0
Case	—
Bit adapter	—
Article number	4510030



4 006825 613971

CORDLESS IMPACT DRIVERS 18 V

POWER X-CHANGE





EXPERT Plus

POWER X-CHANGE



EXPERT Plus



Device properties	TE-CI 18/1 Li - solo	TE-CI 18 Li
Battery voltage	18 V	18 V
Battery capacity	—	1.5 Ah
Charging time	—	30 min
Idling speed	0 - 2300 min ⁻¹	0 - 2300 min ⁻¹
Torque (hard)	140 Nm	140 Nm
Bit mount	Internal hexagon 6.35 mm (1/4")	Internal hexagon 6.35 mm (1/4")
Product weight	1.0 kg	1.4 kg
Brushless motor	—	—
LED	•	•
Metal gear box	•	•
Electronic speed control	•	•
Belt clip	•	•
Number of batteries	0	1
Case	—	•
Bit adapter	—	—
Article number	4510034	4510020
		

CORDLESS IMPACT WRENCH 18 V


POWER X-CHANGE

BRUSHLESS
MOTOR

NEW



EXPERT Plus

Device properties	TE-CW 18 Li Brushless - solo
Battery voltage	18 V
Battery capacity	—
Charging time	—
Idling speed	0 - 2900 min ⁻¹
Torque (hard)	215 Nm
Bit mount	External square
Product weight	1.1 kg
Brushless motor	•
LED	•
Metal gear box	•
Electronic speed control	•
Belt clip	•
Number of batteries	0
Case	—
Bit adapter	•
Article number	4510040
	



CORDLESS ROTARY HAMMER

POWER X-CHANGE**POWER X-CHANGE****EXPERT Plus****POWER X-CHANGE****EXPERT Plus**

CORDLESS ROTARY HAMMER

Device properties	TE-HD 18 Li - solo	TE-HD 18 Li Kit
Battery voltage	18 V	18 V
Battery capacity	—	1.5 Ah
Charging time	—	30 min
Idling speed	0 - 1100 min ⁻¹	0 - 1100 min ⁻¹
Blow rate	0 - 5700 min ⁻¹	0 - 5700 min ⁻¹
Impact force	1.2 J	1.2 J
Drilling capacity, cement	12 mm	12 mm
Drill chuck	SDS-plus	SDS-plus
Product weight	1.4 kg	1.4 kg
Speed control electronics	•	•
LED	•	•
Automatic lock	•	•
Soft grip	•	•
Number of batteries	0	1
Case	—	•
Accessories	1 bit adapter	1 bit adapter
Article number	4513812	4513810
 4 006825 604054		 4 006825 604047



CORDLESS ANGLE GRINDER

POWER X-CHANGE**SPINDLE LOCK**

Easy and quick disc change

Cordless Angle Grinder
TE-AG 18 Li

**ALUMINIUM
GEAR HOUSING**

Durable and robust

**DISC GUARD WITH
QUICK ADJUST FACILITY**

Can be adapted quickly without tools to the working position

OVERLOAD PROTECTION

For prolonged use the angle grinder has an overload cut-out which provides the high-quality components with protection against a possible overload

**SOFT START FUNCTION
+ RESTART SAFEGUARD**

Thanks to the soft start function, the tool starts up safely and without any jerking. For maximum safety the angle grinder is provided with a restart safeguard to prevent unwanted tool start-up

**SLIMLINE DESIGN WITH
SOFT GRIP SURFACES**

for safe and comfortable operation

ADDITIONAL HANDLE

can be fitted in 3 positions. Can be adapted flexibly to every working position – for both left-handed and righthanded users



POWER X-CHANGE

EXPERT Plus
POWER X-CHANGE

EXPERT Plus

CORDLESS ANGLE GRINDER

Device properties	TE-AG 18 Li - solo	TE-AG 18 Li Kit
Battery voltage	18 V	18 V
Battery capacity	—	3.0 Ah
Charging time	—	60 min
Idling speed	8500 min ⁻¹	8500 min ⁻¹
Wheel diameter	115 mm	115 mm
Max. cutting depth	28 mm	28 mm
Product weight	1.2 kg	1.6 kg
Softstart	•	•
Restart safeguard	•	•
Overload cut-out	•	•
Disc guard with quick adjust facility	•	•
Spindle lock	•	•
Soft grip	•	•
Additional handle	can be mounted in 3 positions	can be mounted in 3 positions
Number of batteries	0	1
Face spanner	•	•
Cutting wheel	—	—
Case	—	•
Article number	4431110	4431113
	 4 006825 602593	 4 006825 610345



CORDLESS CIRCULAR SAW

POWER X-CHANGE

DUST EXTRACTOR ADAPTER

for a clean work area

 Cordless Circular Saw
TE-CS 18 Li

LED LIGHT

to illuminate the work area

SPINDLE LOCK BUTTON

Easy and quick disc change

ALUMINIUM BASE PLATE

 Can be adjusted without tools –
for mitre cuts up to 45°

QUICK RELEASE

 Simple toolless adjustment of
cut depth and tilt angle


CORDLESS CIRCULAR SAW

NEW
EXPERT Plus

Device properties	TE-CS 18 Li - solo
Battery voltage	18 V
Battery capacity	—
Charging time	—
Idling speed	4200 min ⁻¹
Saw blade	Ø 150 x Ø 10/16 mm
Cutting depth 90°	48 mm
Cutting depth 45°	32 mm
Product weight	2.3 kg
Adjustment without tools (depth/angle)	•
LED	•
Aluminium sawing table	•
Spindle lock	•
Double-sided safety lock-off	•
Dust extraction device	•
Soft grip	•
Saw blade	•
Parallel stop	•
Accessories	—
Article number	4331200



4 006825 612394

CORDLESS JIGSAW

POWER X-CHANGE

POWER X-CHANGE



EXPERT Plus

POWER X-CHANGE



EXPERT Plus

CORDLESS JIGSAW

Device properties	TE-JS 18 Li - solo	TE-JS 18 Li Kit (1x 2.0 Ah)
Battery voltage	18 V	18 V
Battery capacity	—	2.0 Ah
Charging time	—	40 min
Stroke speed	0 - 2400 min ⁻¹	0 - 2400 min ⁻¹
Cutting depth (wood/plastic/steel)	80 / 12 / 10 mm	80 / 12 / 10 mm
Product weight	1.8 kg	1.8 kg
Universal blade holder	•	•
Pendulum action	4 settings	4 settings
Cutting angle adjustment without tools	•	•
Blade change without tools	•	•
Vacuum cleaner connection	•	•
LED	•	•
Dust-blower function	•	•
Cutting line guide	•	•
Number of batteries	0	1
Case	—	—
Accessories	Parallel stop, chip guard	Parallel stop, chip guard
Article number	4321200	4321203
	 4 006825 601398	 4 006825 613803





CORDLESS ALL PURPOSE SAW

POWER X-CHANGE


POWER X-CHANGE



EXPERT Plus

CORDLESS ALL PURPOSE SAW

Device properties	TE-AP 18 Li - solo
Battery voltage	18 V
Battery capacity	—
Charging time	—
Stroke speed	0 - 2600 min ⁻¹
Cutting depth (wood / steel)	100 / 6 mm
Saw blade thickness	0.6 - 1.6 mm
Product weight	1.7 kg
Blade change without tools	•
Soleplate adjustment without tools	•
Soft grip	•
Pivotable head section	—
Pendulum action	—
Number of batteries	0
Accessories	1 saw blade (wood)
Article number	4326300



4 006825 601381



CORDLESS MULTIFUNCTIONAL TOOL

POWER X-CHANGE

CONSTANT ELECTRONICS

No loss of idle speed under load

SPEED ELECTRONICS

for material and application
suitable working

Cordless Multifunctional Tool
TE-MG 18 Li

OSCILLATION

Oscillating speed:
11000 - 20000 min⁻¹
Angle of oscillation: 3.2°

SOFT GRIP SURFACES

make it safe and comfortable to
work with the device

QUICK RELEASE AND MAGNETIC TOOL FIXATION

Changing accessories comfortably
in minimum time and without
the need of tools

POWER X-CHANGE



CORDLESS MULTIFUNCTIONAL TOOL

NEW

EXPERT Plus

Device properties	TE-MG 18 Li - solo
Battery voltage	18 V
Battery capacity	—
Idling speed	11000 - 20000 min ⁻¹
Oscillation angle	3.2°
Abrasive paper size	93 x 93 x 93 mm
Product weight	1.0 kg
Speed control electronics	•
Constant electronics	•
Soft grip	•
Quick-release lock	•
Magnetic tool mounting	•
Number of batteries	0
Delta grinding/sanding disc	•
Abrasive paper	3x P60, 3x P80, 3x P120
Scraper	•
Plunge-cut blades	1x wood/plastic, 1x metal
Segment saw blade	1x wood/plastic/metal
Case	—
Article number	4465160



CORDLESS ROTATING SANDER

POWER X-CHANGE


Cordless Rotating Sander
TE-RS 18 Li

SOFT GRIP SURFACES
make it safe and comfortable to work with the tool

SPEED ELECTRONICS
for material and application suitable working

HOOK AND LOOP FASTENING

Secure holding of the abrasive paper, best results, easy and quick paper change

INTEGRATED DUST EXTRACTION

An integrated dust extraction keeps the work area clean and free of dust. An external dust extractor can also be connected, suitable for all standard vacuum cleaners

POWER X-CHANGE


CORDLESS ROTATING SANDER

NEW
EXPERT Plus

Device properties	TE-RS 18 Li - solo
Battery voltage	18 V
Battery capacity	—
Oscillating speed	20000 min ⁻¹
Oscillating circuit, Ø	2.0 mm
Abrasive paper, Ø	125 mm
Product weight	1.1 kg
Speed control electronics	•
Hook and loop fastening system	•
Dust extraction	by use of dust bag
Soft grip	•
Number of batteries	0
Abrasive paper	1x P80
Article number	4462010



4 006825 618341

CORDLESS MULTIPLE SANDER

POWER X-CHANGE

POWER X-CHANGE



NEW

EXPERT Plus

CORDLESS MULTIPLE SANDER

Device properties	TE-OS 18/1 Li solo
Battery voltage	18 V
Battery capacity	—
Oscillating speed	24000 min ⁻¹
Oscillating circuit, Ø	1.6 mm
Abrasive paper size	150 x 150 x 100 mm
Product weight	0.8 kg
Soft grip	•
Hook and loop fastening system	•
Dust extraction	by use of dust collection box & dust extraction adapter
Number of batteries	0
Abrasive paper	3x P120, 3x P240
Dust extraction adapter	•
Article number	4460713



CORDLESS VACUUM CLEANER

POWER X-CHANGE

ERGONOMIC DESIGN

Thanks to its ergonomic design and low weight, this appliance is very easy to hold and can be used for lengthy periods without any difficulty

ERGONOMIC HANDLE

The ergonomic handle was specially adapted to the shape of the hand

FILTER

The filter is easily cleaned under running water and then dries again

Cordless Vacuum Cleaner
TE-VC 18 Li

SEALING LIP

The sealing lip integrated in the dust container stops the dirt from falling out again once it has been sucked in

DUST CONTAINER

With a capacity of 540 ml, the dust container can accommodate plenty of household dirt and features a simple mechanism for easy emptying

ESCAPING AIR

The current of escaping air is directed away from the user and does not disturb during the vacuum cleaning

ACCESSORIES

Thanks to the extensive range of accessories you can use the cleaner not only in the house but also in the workshop and in the car



POWER X-CHANGE



CORDLESS VACUUM CLEANER

NEW

EXPERT Plus

Device properties	TE-VC 18 Li - solo
Battery voltage	18 V
Battery capacity	—
Suction power	42 mbar
Tank volume	540 ml
Product weight	0.9 kg
Suction hose	Plastic 46.5 cm
Nozzles	Crevice, upholstery, floor nozzle (1x each)
Filter	1 washable synthesis filter
Article number	2347120



4 006825 612646



CORDLESS RADIO


EXPERT Plus

CORDLESS RADIO

Device properties	TE-CR 18 Li - solo
Battery voltage	18 V
Battery capacity	—
AM Frequency	522 - 1620 kHz
FM Frequency	87.5 - 108 MHz
Station memory (AM/FM)	10 / 10
Product weight	0.7 kg
LCD	•
Integrated antenna	•
AUX-IN connection	•
Carrying handle	•
Storage room at the back for a mobile phone etc.	•
Number of batteries	0
AUX cable	•
Article number	3408015

4 006825 609196

CORDLESS LIGHTS


EXPERT Plus

EXPERT Plus

CORDLESS LIGHTS

Device properties	TE-CL 18 Li H - solo	TE-CL 18 Li - solo
Battery voltage	18 V	18 V
Battery capacity	—	—
Luminosity	280 lm	270 lm
Light source	1 LED	3 LED
Light ON time	8 h (1.5 Ah)	8 h (1.5 Ah)
Product weight	0.2 kg	0.2 kg
Angle adjustment	•	•
Adjustable light beam	—	•
Metal hook	•	—
Soft grip	•	•
Number of batteries	0	0
Article number	4514130	4514110

4 006825 610451

4 006825 600032

USB POWER BANK



USB POWER BANK

EXPERT Plus

Device properties	TE-CP 18 Li USB - solo
Battery voltage	18 V
Battery capacity	—
USB connections	2
Output current USB 1	1.0 A
Output current USB 2	2.1 A
Product weight	0.1 kg
Number of batteries	0
Article number	4514120

4 006825 608878



POWER X-CHANGE ACCESSORIES



PXC ACCESSORIES

Properties
Items supplied
Battery voltage
Battery capacity
Charging time
Article number

PXC Starter Kit 1.5 Ah

1 battery pack + 1 charger
18 V
1.5 Ah
30 min
4512021



NEW

PXC Starter Kit 2.0 Ah

1 battery pack + 1 charger
18 V
2.0 Ah
40 min
4512040



PXC ACCESSORIES

Properties
Items supplied
Battery voltage
Battery capacity
Charging time
Article number

PXC Starter Kit 3.0 Ah

1 battery pack + 1 charger
18 V
3.0 Ah
60 min
4512041



NEW

PXC Starter Kit 4.0 Ah

1 battery pack + 1 charger
18 V
4.0 Ah
80 min
4512042



PXC ACCESSORIES

Properties
Items supplied
Can be used for
Charging time
Article number

PXC High-Speed Charger

1 charger
PXC battery packs (18 V)
depending on the battery capacity (30 min / 1.5 Ah)
4512011



POWER X-CHANGE



POWER X-CHANGE



PXC ACCESSORIES

NEW

Properties	Power X-Change Battery 2.0 Ah
Items supplied	1 battery pack
Battery voltage	18 V
Battery capacity	2.0 Ah
Charging time	40 min
Article number	4511395



Properties	Power X-Change Battery 3.0 Ah
Items supplied	1 battery pack
Battery voltage	18 V
Battery capacity	3.0 Ah
Charging time	60 min
Article number	4511341



POWER X-CHANGE



POWER X-CHANGE



PXC ACCESSORIES

NEW

Properties	Power X-Change Battery 4.0 Ah
Items supplied	1 battery pack
Battery voltage	18 V
Battery capacity	4.0 Ah
Charging time	80 min
Article number	4511396



Properties	Power X-Change Battery 5.2 Ah
Items supplied	1 battery pack
Battery voltage	18 V
Battery capacity	5.2 Ah
Charging time	130 min
Article number	4511357



POWER X-CHANGE PLUS



POWER X-CHANGE PLUS



PXC ACCESSORIES

NEW



Properties	Power X-Change Plus Battery 2.6 Ah
Items supplied	1 battery pack
Battery voltage	18 V
Battery capacity	2.6 Ah
Charging time	40 min
Article number	4511436



NEW



Properties	Power X-Change Plus Battery 5.2 Ah
Items supplied	1 battery pack
Battery voltage	18 V
Battery capacity	5.2 Ah
Charging time	80 min
Article number	4511437



CORDLESS SCREWDRIVERS 3.6 V



7 TORQUE SETTINGS

Exact work for precise screwing processes

INTEGRATED LED LIGHT

Optimum illumination of the work area even in poor light conditions

FLEXIBLE ROTATABLE HANDGRIP

The handgrip is easy to rotate and, thus, offers the possibility to convert the mini cordless screwdriver from a pistol grip to a straight screwdriver flexibly and quickly

ROBUST METAL GEARING

Long-lasting components result in top quality and ensure long service life

Cordless Screwdriver
TE-SD 3,6 Li

LITHIUM-ION BATTERY

Ready for use at any time



THE EINHELL ABS – ACTIVE BATTERY MANAGEMENT SYSTEM

The Einhell ABS – Active Battery Management System – is setting the standard in terms of safety. The temperature, current and voltage are constantly monitored, not

only of the battery as a whole but also of each individual battery cell. This is the maximum possible safety.





CORDLESS SCREWDRIVERS 3.6 V

NEW
EXPERT

Device properties	TE-SD 3.6/1 Li
Battery voltage	3.6 V
Battery capacity	1.5 Ah
Charging time	3 - 5 h
Idling speed	180 min ⁻¹
Torque (hard)	4.5 Nm
Product weight	0.4 kg
Bit locking sleeve	—
Rotatable	—
LED	•
Micro USB charger	•
Clockwise and counter-clockwise operation	•
charge status indicator	•
Magnetic screw holder	—
Bits	10 pcs
Charging station	—
Metal box	•
Article number	4513501



4 006825 622744

CORDLESS SCREWDRIVERS 3.6 V


EXPERT

EXPERT

CLASSIC

Device properties	TE-SD 3.6 Li	TE-SD 3.6 Li Kit	TC-SD 3.6 Li
Battery voltage	3.6 V	3.6 V	3.6 V
Battery capacity	1.5 Ah	1.5 Ah	1.3 Ah
Charging time	3 h	3 h	3 - 5 h
Idling speed	200 min ⁻¹	200 min ⁻¹	200 min ⁻¹
Torque (hard)	3.5 Nm	3.5 Nm	3 Nm
Product weight	0.4 kg	0.4 kg	0.4 kg
Bit locking sleeve	•	•	—
Rotatable	•	•	•
LED	•	•	•
Micro USB charger	—	—	—
Clockwise and counter-clockwise operation	•	•	•
charge status indicator	•	•	•
Magnetic screw holder	•	•	—
Bits	9 pcs	32-piece Bit box	6 pcs
Charging station	•	—	—
Metal box	—	•	—
Article number	4513490	4513495	4513442



4 006825 580150



4 006825 598575



4 006825 604733

CORDLESS DRILLS 12 V



CORDLESS DRILLS 12 V

Device properties	TE-CD 12 X-Li with a 2 nd battery	TE-CD 12 Li	TE-CD 12 Li with a 2 nd battery
Battery voltage	12 V	12 V	12 V
Battery capacity	1.3 Ah	1.3 Ah	1.3 Ah
Charging time	1 h	1 h	1 h
Idling speed	0 - 350 / 0 - 1300 min ⁻¹	0 - 350 / 0 - 1300 min ⁻¹	0 - 350 / 0 - 1300 min ⁻¹
Torque (hard)	25 Nm	25 Nm	25 Nm
Torque settings	17+1	17+1	17+1
Drill chuck	10 mm	10 mm	10 mm
Product weight	1.0 kg	1.0 kg	1.0 kg
Metal gear box	•	•	•
Quick Stop	•	•	•
LED	•	•	•
Removable drill chuck	•	—	—
Clockwise and counter-clockwise operation	•	•	•
Number of batteries	2	1	2
Case	•	•	•
Bits	10 pcs	—	—
Article number	4513603	4513600	4513602



CORDLESS DRILLS 12 V

Device properties	TC-CD 12 Li	TH-CD 12-2 Li	TH-CD 12 Li
Battery voltage	12 V	12 V	12 V
Battery capacity	1.3 Ah	1.3 Ah	1.3 Ah
Charging time	1 h	3 - 5 h	3 - 5 h
Idling speed	0 - 300 / 0 - 1050 min ⁻¹	0 - 350 / 0 - 1300 min ⁻¹	0 - 400 min ⁻¹
Torque (hard)	20 Nm	24 Nm	22 Nm
Torque settings	17+1	19+1	19+1
Drill chuck	10 mm	10 mm	10 mm
Product weight	1.1 kg	1.0 kg	1.0 kg
Metal gear box	•	•	•
Quick Stop	•	•	•
LED	•	—	—
Removable drill chuck	•	—	—
Clockwise and counter-clockwise operation	•	•	•
Number of batteries	1	1	1
Case	•	•	—
Bits	—	—	—
Article number	4513206	4513660	4513650

CORDLESS DRILLS 14.4 V





CLASSIC




CLASSIC

CORDLESS DRILLS 14.4 V

Device properties	TH-CD 14.4-2 Li	TH-CD 14.4-2 2B Li
Battery voltage	14.4 V	14.4 V
Battery capacity	1.3 Ah	1.3 Ah
Charging time	3 - 5 h	3 - 5 h
Idling speed	0 - 350 / 0 - 1150 min ⁻¹	0 - 350 / 0 - 1150 min ⁻¹
Torque (hard)	33 Nm	33 Nm
Torque settings	19+1	19+1
Drill chuck	10 mm	10 mm
Product weight	1.4 kg	1.4 kg
Metal gear box	•	•
Quick Stop	•	•
LED	—	—
Charge status indicator	•	•
Clockwise and counter-clockwise operation	•	•
Magnetic screw holder	•	•
Number of batteries	1	2
Case	•	•
Article number	4513670	4513671
	 4 006825 592504	 4 006825 592511

ACCESSORIES CORDLESS DRILLS



Properties	Bit Set
Set scope	23-piece: 22 bits, 1 bit holder in a box with belt clip
Article number	4258073
	 4 006825 573268



CORDLESS DRILLS 18 V



NEW

CLASSIC



CLASSIC

CORDLESS DRILLS 18 V

Device properties	TC-CD 18-2 Li (1x 1.5 Ah)	TC-CD 18-2 Li (2x 1.3 Ah)
Battery voltage	18 V	18 V
Battery capacity	1.5 Ah	1.3 Ah
Charging time	3 - 5 h	3 - 5 h
Idling speed	0 - 350 / 0 - 1250 min ⁻¹	0 - 350 / 0 - 1250 min ⁻¹
Torque (hard)	38 Nm	38 Nm
Torque settings	18+1	18+1
Drill chuck	10 mm	10 mm
Product weight	1.4 kg	1.4 kg
Brushless motor	—	—
Metal drill chuck	—	—
Metal gear box	•	•
Quick Stop	•	•
LED	•	•
Belt clip	—	—
Number of batteries	1	2
Case	—	•
Additional handle	—	—
Article number	4513846	4513820

4 006825 618150

4 006825 607000



ACCESSORIES CORDLESS DRILLS



Properties	Bit Set
Set scope	23-piece: 22 bits, 1 bit holder in a box with belt clip
Article number	4258073

4 006825 573268

CORDLESS IMPACT DRILLS




CORDLESS IMPACT DRILLS

Device properties	TE-CD 12 Li-i (2x 2.0 Ah)	TC-CD 18-2 Li-i
Battery voltage	12 V	18 V
Battery capacity	2.0 Ah	1.5 Ah
Charging time	1.5 h	1 h
Idling speed	0 - 350 / 0 - 1350 min ⁻¹	0 - 350 / 0 - 1250 min ⁻¹
Blow rate	0 - 5250 / 0 - 20250 min ⁻¹	0 - 5250 / 0 - 18750 min ⁻¹
Torque (hard)	30 Nm	40 Nm
Torque settings	17+1+1	18+1+1
Drill chuck	10 mm	13 mm
Product weight	1.0 kg	1.5 kg
Metal gear box	•	—
Quick Stop	•	•
LED	•	•
Removable drill chuck	—	•
Clockwise and counter-clockwise operation	•	•
Number of batteries	2	2
Case	•	•
Additional handle	—	—
Article number	4513612	4513825
	 4 006825 617467	 4 006825 610468

DRYWALL SCREWDRIVER



DRYWALL SCREWDRIVER

Device properties	TH-DY 500 E
Mains connection	230 V ~ 50 Hz
Power rating	500 W
Speed	0 - 2200 min ⁻¹
Tool mounting	Internal hexagon 6.35 mm (1/4")
Product weight	1.7 kg
Aluminium gear head	•
Adjustable screwing depth	•
Automatic start/stop gearing	•
Belt clip	•
Locking button for permanent operation	•
Electronic speed control	•
Article number	4259905
	 4 006825 587821

IMPACT DRILLS

DEPTH STOP

The infinitely adjustable depth stop made from solid metal ensures precise and exactly repeated drilling

QUICK-CHANGE DRILL CHUCK WITH LOCK FUNCTION

lets the user change tools quickly and easily by hand

ELECTRONIC SPEED CONTROL

Sensitive drilling of any material. This function provides optimal drilling results

CONSTANT ELECTRONICS

No loss of idle speed under load

VACUUM CLEANER ADAPTER

The innovative vacuum cleaner adapter, attached without tools, prevents annoying dust even for overhead job

CONTINUOUS DUTY LOCK

for pleasant and simple operation

ADDITIONAL HANDLE

Ergonomic additional handle with soft grip makes every job easier

Impact Drill
TE-ID 1050 CE




EXPERT Plus

EXPERT Plus

CLASSIC

CLASSIC

IMPACT DRILLS

Device properties	TE-ID 1050 CE	TE-ID 1050/1 CE	TC-ID 1000 E	TC-ID 1000 Kit
Mains connection	230 V ~ 50 Hz	230 V ~ 50 Hz	230 V ~ 50 Hz	220 - 240 V ~ 50 Hz
Power rating	1050 W	1050 W	1010 W	1010 W
Speed	0 - 1000 / 0 - 2800 min ⁻¹	0 - 1000 / 0-2800 min ⁻¹	0 - 3000 min ⁻¹	0 - 3000 min ⁻¹
Blow rate	0 - 15000 / 0 - 42000 min ⁻¹	0 - 15000 / 0 - 42000 min ⁻¹	0 - 48000 min ⁻¹	0 - 51000 min ⁻¹
Drilling capacity, wood	40 mm	40 mm	32 mm	32 mm
Drilling capacity, cement	16 mm	16 mm	16 mm	16 mm
Drilling capacity, steel	13 mm	13 mm	13 mm	13 mm
Drill chuck	13 mm	13 mm	13 mm	13 mm
Product weight	3.0 kg	3.0 kg	2.1 kg	2.3 kg
Speed control electronics	•	•	•	•
Spindle Lock	—	—	—	—
Soft grip	•	•	•	•
Metal drill chuck	•	•	•	—
Constant electronics	•	•	—	—
Dust extraction device	•	—	—	—
Additional handle	•	•	•	•
Case	•	•	—	•
Accessories	—	—	—	15-piece Set of drill bits
Article number	4259620	4259621	4259825	4259838


EXPERT

EXPERT

CLASSIC

CLASSIC

IMPACT DRILLS

Device properties	TE-ID 750 E	TE-ID 750/1 E	TC-ID 720 E	TC-ID 710 E
Mains connection	220 - 240 V ~ 50 Hz	220 - 240 V ~ 50 Hz	230 - 240 V ~ 50 Hz	230 V ~ 50 Hz
Power rating	750 W	750 W	720 W	710 W
Speed	0 - 2700 min ⁻¹	0 - 2700 min ⁻¹	0 - 2700 min ⁻¹	0 - 2700 min ⁻¹
Blow rate	0 - 43200 min ⁻¹	0 - 43200 min ⁻¹	0 - 43200 min ⁻¹	0 - 43200 min ⁻¹
Drilling capacity, wood	30 mm	30 mm	30 mm	25 mm
Drilling capacity, cement	14 mm	14 mm	13 mm	13 mm
Drilling capacity, steel	12 mm	12 mm	10 mm	10 mm
Drill chuck	13 mm	13 mm	13 mm	13 mm
Product weight	2.2 kg	2.2 kg	2.0 kg	2.1 kg
Speed control electronics	•	•	•	•
Spindle Lock	•	•	—	—
Soft grip	•	•	•	•
Metal drill chuck	•	•	—	—
Constant electronics	—	—	—	—
Dust extraction device	•	—	—	—
Additional handle	•	•	•	•
Case	•	•	—	—
Accessories	—	—	—	—
Article number	4259670	4259671	4259819	4259761



CLASSIC



EXPERT



NEW

CLASSIC

IMPACT DRILLS

Device properties	TC-ID 650 E	TE-ID 500 E	TC-ID 550 E
Mains connection	230 V ~ 50 Hz	220 - 240 V ~ 50/60 Hz	220 - 240 V ~ 50 Hz
Power rating	650 W	550 W	550 W
Speed	0 - 2600 min ⁻¹	0 - 3000 min ⁻¹	0 - 2800 min ⁻¹
Blow rate	0 - 41600 min ⁻¹	0 - 48000 min ⁻¹	0 - 44800 min ⁻¹
Drilling capacity, wood	25 mm	25 mm	25 mm
Drilling capacity, cement	13 mm	10 mm	13 mm
Drilling capacity, steel	10 mm	8 mm	10 mm
Drill chuck	13 mm	13 mm	13 mm
Product weight	1.8 kg	1.7 kg	1.7 kg
Speed control electronics	•	•	•
Spindle Lock	—	—	—
Soft grip	•	•	•
Metal drill chuck	—	—	—
Constant electronics	—	—	—
Dust extraction device	—	—	—
Additional handle	•	•	•
Case	—	•	—
Accessories	—	—	—
Article number	4258682	4259610	4258621
	 4 006825 602166	 4 006825 591347	 4 006825 616712



ROTARY HAMMERS 2 KG CLASS

PNEUMATIC HAMMER MECHANISM

Pneumatic hammer mechanism with overload slip clutch for best advance and safe working

SDS-PLUS CHUCK

With the universal SDS-Plus chuck, all tools for use as a chisel hammer or for drilling can be changed quickly and easily without tools

ELECTRONIC SPEED CONTROL

Sensitive drilling of any material such as tiles and brittle types of stone. This function provides optimal drilling results

Rotary Hammer
TE-RH 28 5F

ADDITIONAL HANDLE

Ergonomic additional handle with soft grip makes every job easier

CONTINUOUS DUTY LOCK

for pleasant and simple operation

5 FUNCTIONS



Five powerful functions: drilling at low or high speed, impact drilling, chiselling with and without fixation




NEW
EXPERT

NEW
EXPERT



ROTARY HAMMERS 2 KG CLASS

Device properties	TE-RH 28 5F	TE-RH 26 4F
Mains connection	220 - 240 V ~ 50 Hz	220 - 240 V ~ 50 Hz
Power rating	950 W	800 W
Speed	0 - 1200 / 0 - 2600 min ⁻¹	0 - 930 min ⁻¹
Blow rate	0 - 4500 min ⁻¹	0 - 4500 min ⁻¹
Impact force	3.0 J	2.6 J
Drilling capacity, cement	28 mm	26 mm
Drill chuck	SDS-plus	SDS-plus
Product weight	3.3 kg	2.9 kg
Speed control electronics	•	•
Vibration-absorbing handle	—	—
Pneumatic impact mechanism	•	•
Functions	5	4
Lock for continuous operation	•	•
Service interval indicator	—	—
Additional handle	•	•
Metal depth stop	•	•
Case	•	•
Accessories	Quick-change drill chuck	—
Article number	4257970	4257960
		


CLASSIC

EXPERT

ROTARY HAMMERS 2 KG CLASS

Device properties	TC-RH 800 E	RT-RH 20/1
Mains connection	230 - 240 V ~ 50 Hz	220 - 240 V ~ 50 Hz
Power rating	800 W	500 W
Speed	0 - 1000 min ⁻¹	0 - 1200 min ⁻¹
Blow rate	0 - 5180 min ⁻¹	0 - 5800 min ⁻¹
Impact force	2.5 J	1.6 J
Drilling capacity, cement	26 mm	20 mm
Drill chuck	SDS-plus	SDS-plus
Product weight	3.3 kg	2.2 kg
Speed control electronics	•	•
Vibration-absorbing handle	—	—
Pneumatic impact mechanism	•	•
Functions	4	4
Lock for continuous operation	•	•
Service interval indicator	—	—
Additional handle	•	•
Metal depth stop	•	•
Case	•	•
Accessories	—	—
Article number	4257920	4258491
		

ROTARY HAMMERS 5 KG CLASS

SDS-MAX CHUCK

With the universal SDS-Max chuck, all tools for use as a chisel hammer or for drilling can be changed quickly and easily without tools

ANTI-VIBRATION SYSTEM

The specially developed anti-vibration system in the vibration-cushioned handle not only dampens the vibrations of the device, it also provides a secure and comfortable hold

PRESS CONTROL

The practical press control visual display indicates exactly how pressure to apply

PNEUMATIC HAMMER MECHANISM

Pneumatic hammer mechanism with overload slip clutch for best advance and safe working

Rotary Hammer
TE-RH 38 E

ADDITIONAL HANDLE

Ergonomic additional handle with soft grip makes every job easier

STATUS DISPLAY

The integrated status LED lets the user know when the brushes need changing

ELECTRONIC SPEED CONTROL

Sensitive drilling of any material such as tiles and brittle types of stone. This function provides optimal drilling results



ROTARY HAMMERS 5 KG CLASS


EXPERT Plus

EXPERT Plus

Device properties	TE-RH 38 E	TE-RH 32 E
Mains connection	220 - 240 V ~ 50 Hz	230 V ~ 50 Hz
Power rating	1050 W	1250 W
Speed	0 - 500 min ⁻¹	0 - 850 min ⁻¹
Blow rate	0 - 4100 min ⁻¹	0 - 4100 min ⁻¹
Impact force	9.0 J	5.0 J
Drilling capacity, cement	38 mm	32 mm
Drill chuck	SDS-max	SDS-plus
Product weight	6.9 kg	5.7 kg
Speed control electronics	•	•
Vibration-absorbing handle	•	•
Pneumatic impact mechanism	•	•
Functions	3	4
Lock for continuous operation	—	—
Service interval indicator	•	•
Additional handle	•	•
Metal depth stop	•	•
Case	•	•
Accessories	—	—
Article number	4257950	4257940

ROTARY HAMMERS 5 KG CLASS


EXPERT

EXPERT



CLASSIC

Device properties	RT-RH 32	RT-RH 32 Kit	TH-RH 1600
Mains connection	230 V ~ 50 Hz	230 V ~ 50 Hz	230 - 240 V ~ 50 Hz
Power rating	1250 W	1250 W	1600 W
Speed	800 min ⁻¹	800 min ⁻¹	800 min ⁻¹
Blow rate	4300 min ⁻¹	4300 min ⁻¹	3900 min ⁻¹
Impact force	3.5 J	3.5 J	4.0 J
Drilling capacity, cement	32 mm	32 mm	32 mm
Drill chuck	SDS-plus	SDS-plus	SDS-plus
Product weight	6.1 kg	6.1 kg	5.6 kg
Speed control electronics	—	—	—
Vibration-absorbing handle	•	•	•
Pneumatic impact mechanism	•	•	•
Functions	3	3	4
Lock for continuous operation	—	—	—
Service interval indicator	—	—	—
Additional handle	•	•	•
Metal depth stop	•	•	•
Case	•	•	•
Accessories	3 SDS plus drill bits / 2 SDS-plus chisels	13-piece drill bits / chisels set	—
Article number	4258440	4258485	4258478

ROTARY HAMMERS 5 KG CLASS


CLASSIC

CLASSIC

Device properties	TC-RH 900	TC-RH 900 Kit
Mains connection	230 V ~ 50 Hz	220 - 240 V ~ 50 Hz
Power rating	900 W	900 W
Speed	850 min ⁻¹	850 min ⁻¹
Blow rate	4000 min ⁻¹	4100 min ⁻¹
Impact force	3.0 J	3.0 J
Drilling capacity, cement	26 mm	26 mm
Drill chuck	SDS-plus	SDS-plus
Product weight	4.1 kg	4.1 kg
Speed control electronics	—	—
Vibration-absorbing handle	—	—
Pneumatic impact mechanism	•	•
Functions	3	3
Lock for continuous operation	—	—
Service interval indicator	—	—
Additional handle	•	•
Metal depth stop	•	•
Case	•	•
Accessories	—	12-piece drill bits / chisels set
Article number	4258237	4258253
		

ACCESSORIES ROTARY HAMMERS



Properties	SDS-plus Drill Bits/Chisels Set	SDS-max Drill Bits/Chisels Set
Set scope	12-piece: 10 hammer drill bits, 2 chisels in aluminium case	5-piece: 3 drill bits, 2 chisels in aluminium case
Drill chuck	SDS-plus	SDS-max
Article number	4258090	4258099
		






DEMOLITION HAMMER



DEMOLITION HAMMER


Device properties	TE-DH 1027
Mains connection	230 - 240 V ~ 50 Hz
Power rating	1500 W
Blow rate	1900 min ⁻¹
Impact force	32 J
Drill chuck	SDS-max
Product weight	10.8 kg
Pneumatic impact mechanism	•
Vibration-absorbing handle	•
Lock for continuous operation	•
Additional handle	•
Case	•
Accessories	1 pointed chisel
Article number	4139090


4 006825 598377



ACCESSORIES DEMOLITION HAMMER

Properties	SDS-max Chisels Kit
Items supplied	3-piece: 2 flat chisels, 1 pointed chisel
Drill chuck	SDS-max
Length	400 mm
Article number	4258101


4 006825 614350





PAINT/MORTAR MIXERS

CONSTANT ELECTRONICS
No loss of idle speed under load

LOCKABLE ON SWITCH
The lockable ON switch enables easy continuous operation

Paint/Mortar Mixer
TE-MX 1600-2 CE

ELECTRONIC SPEED CONTROL
Sensitive mixing of any material such as paint, mortar and concrete materials. This function provides optimal mixing results

ALUMINIUM GEAR HOUSING
Durable and robust

2-SPEED GEARING
for very high power and high mixing performance

M14 THREAD
All conventional stirring tools with M14 thread can be operated at the robust stirring tool mount




EXPERT

PAINT/MORTAR MIXERS

Device properties	TE-MX 1600-2 CE
Mains connection	220 - 240 V ~ 50 Hz
Power rating	1600 W
Speed	0 - 460 / 0 - 750 min ⁻¹
Mixing tool mount	M14
Product weight	3.5 kg
Speed control electronics	•
Softstart	•
Lock for continuous operation	•
Shaft mount for stationary operation	•
Soft grip	•
Accessories	Mortar stirrer (Ø 133 mm)
Article number	4258555


CLASSIC

Device properties	TC-MX 1400-2 E
Mains connection	220 - 240 V ~ 50 Hz
Power rating	1400 W
Speed	0 - 480 / 0 - 780 min ⁻¹
Mixing tool mount	M14
Product weight	3.5 kg
Speed control electronics	•
Softstart	•
Lock for continuous operation	•
Shaft mount for stationary operation	•
Soft grip	•
Accessories	Mortar stirrer (Ø 133 mm)
Article number	4258550


CLASSIC

PAINT/MORTAR MIXERS

Device properties	TC-MX 1400 E
Mains connection	230 V ~ 50 Hz
Power rating	1400 W
Speed	0 - 750 min ⁻¹
Mixing tool mount	M14
Product weight	3.8 kg
Speed control electronics	•
Softstart	•
Lock for continuous operation	•
Shaft mount for stationary operation	•
Soft grip	—
Accessories	Mortar stirrer (Ø 135 mm)
Article number	4258597


NEW
CLASSIC

Device properties	TC-MX 1200 E
Mains connection	220 - 240 V ~ 50 Hz
Power rating	1200 W
Speed	0 - 680 min ⁻¹
Mixing tool mount	M14
Product weight	3.2 kg
Speed control electronics	•
Softstart	•
Lock for continuous operation	•
Shaft mount for stationary operation	—
Soft grip	—
Accessories	Mortar stirrer (Ø 100 mm)
Article number	4258545

ACCESSORIES PAINT/MORTAR MIXERS



Properties	Mixing Tool
Items supplied	1 mixing tool
Length	600 mm
Diameter	120 mm
Max. quantity	80 l
Mixing tool mount	M14
Can be used for	Paint
Article number	4258538

Mixing Tool
1 mixing tool
600 mm
120 mm
80 l
M14
Mortar, plaster
4258536



Mixing Tool
1 mixing tool
600 mm
120 mm
80 l
M14
Mortar, plaster
4258536



Mixing Tool
1 mixing tool
400 mm
80 mm
40 l
Hexagon 8 mm
Paint
4258537



ACCESSORIES PAINT/MORTAR MIXERS



Properties	Mixing Tool
Items supplied	1 mixing tool
Length	600 mm
Diameter	90 mm
Max. quantity	60 l
Mixing tool mount	Hexagon 8 mm
Can be used for	Mortar, plaster
Article number	4258535

Mixing Tool
1 mixing tool
600 mm
90 mm
60 l
Hexagon 8 mm
Mortar, plaster
4258535



Mixing Tool
1 mixing tool
400 mm
80 mm
40 l
Hexagon 8 mm
Lacquer
4258539



Mixing Tool Set
2 mixing tools
585 mm
120 / 135 mm
80 l
M14
Bitumen, epoxy, glue / plaster, mortar
4258365







ANGLE GRINDERS

SOFT START

Safe operation ensured

ALUMINIUM GEAR HOUSING

Durable and robust

SPINDLE LOCK

Quick and comfortable tool change

SLIM DESIGN AND SOFT GRIP SURFACES

ensure safe and effortless operation even in hard-to-reach areas

CONSTANT ELECTRONICS

No loss of idle speed under load

LED STATUS INDICATOR

for increased safety

CABLE CLIP

Secure and practical fixing of the wound-up cable

Angle Grinder
TE-AG 125 CE

DISC GUARD WITH QUICK ADJUST

The disc guard with quick-adjust facility can be adapted with just a twist of the hand to any task

ADDITIONAL HANDLE WITH INTEGRATED FACE SPANNER



The additional handgrip is mountable in 3 positions to hold the device tightly at any time. The face spanner for quick tool change is placed ready to hand in the additional handgrip.





ANGLE GRINDERS (230 MM)

EXPERT
EXPERT

Device properties	TE-AG 230	TE-AG 230/2000
Mains connection	230 V ~ 50 Hz	230 V ~ 50 Hz
Power rating	2350 W	2000 W
Idling speed	6500 min ⁻¹	6500 min ⁻¹
Wheel diameter	230 mm	230 mm
Product weight	6.0 kg	5.4 kg
Disc guard with quick adjust facility	•	•
Spindle lock	•	•
Soft grip	•	•
Additional handle	can be mounted in 3 positions	can be mounted in 3 positions
Softstart	•	•
Anti-vibration grip	•	—
Swivel handle	•	—
Face spanner	•	•
Cutting wheel	—	—
Article number	4430870	4430840
	 4 006825 577235	 4 006825 593419





ANGLE GRINDERS (125 MM)

EXPERT
EXPERT
EXPERT

Device properties	TE-AG 125 CE	TE-AG 125/750	TE-AG 125/750 Kit
Mains connection	220 - 240 V ~ 50 Hz	230 V ~ 50 Hz	230 V ~ 50 Hz
Power rating	1100 W	750 W	750 W
Idling speed	3000 - 12000 min ⁻¹	12000 min ⁻¹	12000 min ⁻¹
Wheel diameter	125 mm	125 mm	125 mm
Product weight	2.5 kg	1.9 kg	1.9 kg
Constant electronics	•	—	—
Restart safeguard	—	•	•
Safety switch	•	•	•
Disc guard with quick adjust facility	•	•	•
Spindle lock	•	•	•
Soft grip	•	•	•
Additional handle	can be mounted in 3 positions	can be mounted in 3 positions	can be mounted in 3 positions
Softstart	•	—	—
LED operating status indicator	•	—	—
Face spanner	•	•	•
Cutting wheel	—	—	—
Case	—	—	•
Article number	4430860	4430880	4430885







ANGLE GRINDERS (125 MM)

CLASSIC
CLASSIC

Device properties	TC-AG 125	TC-AG 125 Kit
Mains connection	230 V ~ 50 Hz	230 V ~ 50 Hz
Power rating	850 W	850 W
Idling speed	12000 min ⁻¹	12000 min ⁻¹
Wheel diameter	125 mm	125 mm
Product weight	2.1 kg	2.1 kg
Constant electronics	—	—
Restart safeguard	•	•
Safety switch	•	•
Disc guard with quick adjust facility	—	—
Spindle lock	•	•
Soft grip	—	—
Additional handle	can be mounted in 2 positions	can be mounted in 2 positions
Softstart	—	—
LED operating status indicator	—	—
Face spanner	•	•
Cutting wheel	—	—
Case	—	—
Article number	4430619	4430624




ANGLE GRINDERS (115 MM)

	EXPERT	EXPERT		CLASSIC
Device properties	TE-AG 115	TE-AG 115/600	RT-AG 115	TC-AG 115
Mains connection	230 V ~ 50 Hz	230 V ~ 50 Hz	230 V ~ 50 Hz	230 V ~ 50 Hz
Power rating	720 W	600 W	600 W	500 W
Idling speed	12000 min ⁻¹	12000 min ⁻¹	12000 min ⁻¹	12000 min ⁻¹
Wheel diameter	115 mm	115 mm	115 mm	115 mm
Product weight	1.9 kg	1.9 kg	1.8 kg	1.7 kg
Restart safeguard	•	•	—	•
Safety switch	•	•	•	•
Disc guard with quick adjust facility	•	•	•	—
Spindle lock	•	•	•	•
Soft grip	•	•	•	—
Additional handle	can be mounted in 3 positions	can be mounted in 3 positions	can be mounted in 3 positions	can be mounted in 2 positions
Cable clip	•	•	•	—
Face spanner	•	•	•	•
Cutting wheel	—	—	—	—
Article number	4430850	4430855	4430550	4430618
				

ACCESSORIES ANGLE GRINDERS



Device properties	Diamond Cutting Wheel Set
Set scope	2-piece: 1 turbo cutting wheel, 1 segmented cutting wheel
Diameter	230 mm
Article number	4440333
	

ACCESSORIES ANGLE GRINDERS

Properties	TS 125/115 Cutting Stand	TS 230 Cutting Stand
For angle grinders with wheel diameter	115 mm / 125 mm	230 mm
Article number	4431040	4431050
		

WALL LINER

SPINDLE LOCK

Quick and comfortable tool change

LARGE HANDLE

ensures an ergonomic and safe operation

SOFT START

Thanks to the soft start function and the pulling cut the wall liner can be guided very simply and safely in any material

OVERLOAD PROTECTION

For prolonged use the angle grinder has an overload cut-out which provides the high-quality components with protection against a possible overload

Wall Liner
TH-MA 1300

CUTTING DEPTH ADJUSTMENT

The cutting depth is infinitely adjustable. Cut channels of uniform size can be made quickly and effortlessly in brick, plaster and similar building materials

DUST EXTRACTION

The dust suction in connection with a workshop vacuum cleaner ensures the best possible cleanliness on the job

M14 THREAD



WALL LINER

CLASSIC

Device properties	TH-MA 1300
Mains connection	230 V ~ 50 Hz
Power rating	1320 W
Idling speed	9000 min ⁻¹
Cutting wheel	Ø 125 x Ø 22.2 mm
Channel depth	8 - 30 mm
Channel width	8 - 26 mm
Spindle thread	M14
Product weight	4.9 kg
Infinitely adjustable cutting depth	•
Overload cut-out	•
Softstart	•
Spindle lock	•
Dust extraction	•
Diamond cutting wheel	2 pcs
Case	•
Article number	4350730



4 006825 593044

BISCUIT JOINTER

SPINDLE LOCK

Quick and comfortable tool change

3-STAGE

QUICK ADJUSTMENT

Easy and fast adjustment of the routing depth for the perfect adaption to the respective biscuit

Biscuit Joiner
TC-BJ 900

HEIGHT AND ANGLE ADJUSTMENT

Infinitely height and angle adjustment of the milling tools for most diverse constructions

DUST CATCH AND VACUUM ADAPTER

Best possible cleanliness by means of the robust dust catch bag and provided vacuum cleaner adapter



BISCUIT JOINTER

CLASSIC

Device properties	TC-BJ 900
Mains connection	230 V ~ 50 Hz
Power rating	860 W
Idling speed	11000 min ⁻¹
Max. cutting depth	14 mm
Tilt angle adjustment	90°
Channel cutter	Ø 100 x Ø 22 x 3.8 mm
Product weight	3.3 kg
Infinitely adjustable angle setting	•
Infinitely adjustable height	•
Cutting depth quick-set adjustment	3 levels
Spindle lock	•
Dust extraction	by use of dust bag
Face spanner	•
Case	•
Article number	4350620



4 006825 604313

ACCESSORIES BISCUIT JOINTER

Properties	Cutter blade
Diameter	100 mm
Inner diameter	22 mm
Thickness	3.8 mm
Number of teeth	6
Article number	4350690





4 006825 431568

ROUTERS




ROUTERS

Device properties	TE-RO 1255 E	TC-RO 1155 E
Mains connection	230 V ~ 50 Hz	230 - 240 V ~ 50 Hz
Power rating	1200 W	1100 W
Idling speed	11000 - 30000 min ⁻¹	11000 - 30000 min ⁻¹
Stroke height	55 mm	55 mm
Max. Form cutter	30 mm	30 mm
Product weight	3.3 kg	3.0 kg
Speed control electronics	•	•
Cutting depth fine adjustment	•	•
Chip shield	•	•
Spindle lock	•	•
Soft grip	•	—
Cable clip	•	—
Parallel stop	•	•
Compass point	•	•
Copy sleeve	•	•
Clamp diameter	6 mm / 8 mm	6 mm / 8 mm
Article number	4350490	4350470
	 4 006825 537215	 4 006825 580143



ACCESSORIES ROUTERS

Properties	Gang Cutter Set
Items supplied	12 cutters in wooden case
Article number	4350199
	 4 006825 431391

PLANERS



EXPERT

NEW



CLASSIC

PLANERS

Device properties	TE-PL 850	TC-PL 750
Mains connection	230 V ~ 50 Hz	220 - 240 V ~ 50 Hz
Power rating	850 W	750 W
Idling speed	15000 min ⁻¹	17000 min ⁻¹
Planing width	82 mm	82 mm
Chip depth	3 mm	2 mm
Rebate depth	18 mm	10 mm
Product weight	3.6 kg	2.4 kg
Soft grip	•	•
Automatic blade protector	•	•
Aluminium sole plates	•	•
V grooves	3 pcs	1 pc
Chip ejection	double-sided	on one side
Cable clip	•	—
Parallel stop	•	•
Rebate depth stop	•	•
Carbide planing blades (reversible blades)	1 pair	1 pair
Article number	4345270	4345310



4 006825 537567



4 006825 615029

ACCESSORIES PLANERS



Properties	Blade Set
Items supplied	2 reversible blades
Length	82 mm
Article number	4310235



4 006825 574968

JIGSAWS

Pendulum Jigsaw
TE-JS 100

DUST BLOWING FUNCTION

Connectible dust-blowing function for a clear view to the workpiece

CUTTING LINE GUIDANCE AND SPLINTER GUARD

Due to its practical cutting line guidance, free-hand cuts can be executed accurately and quickly. The additional splinter guard prevents the unwanted chipping of the material reliably, and so it delivers optimal cutting results

SAW BLADE CHANGE WITHOUT TOOLS

Saw blades can be clamped into the tool holder without tools which provides a quick and safe fixation for all saw blades with T- and U-shafts

DUST EXTRACTION

ensures the best possible cleanliness on the job (the adapter fits all current vacuum cleaners)

SOLE PLATE

The high-quality aluminum lug can be adjusted for up to 45° to the right and to the left without tools

PENDULUM FUNCTION

Material and application suitable working thanks to the adjustable pendulum stroke with 4 settings




EXPERT

JIGSAWS

Device properties	TE-JS 100
Mains connection	230 V ~ 50 Hz
Power rating	750 W
Stroke speed	800 - 3000 min ⁻¹
Cutting depth (wood/plastic/steel)	100 / 12 / 10 mm
Product weight	2.3 kg
Universal blade holder	•
Pendulum action	4 settings
Cutting angle adjustment without tools	•
Blade change without tools	•
Vacuum cleaner connection	•
LED	•
Dust-blower function	•
Cutting line guide	•
Case	•
Saw blades	1 pc (wood)
More accessories	—
Article number	4321160



4 006825 581515


CLASSIC
NEW

CLASSIC
NEW

CLASSIC

JIGSAWS

Device properties	TC-JS 85	TC-JS 80/1	TC-JS 60/1
Mains connection	230 V ~ 50 Hz	220 - 240 V ~ 50 Hz	220 - 240 V ~ 50 Hz
Power rating	620 W	550 W	400 W
Stroke speed	800 - 3000 min ⁻¹	800 - 3000 min ⁻¹	500 - 3000 min ⁻¹
Cutting depth (wood/plastic/steel)	85 / 12 / 8 mm	80 / 12 / 10 mm	60 / 10 / 6 mm
Product weight	2.0 kg	1.9 kg	1.7 kg
Universal blade holder	—	—	—
Pendulum action	4 settings	4 settings	—
Cutting angle adjustment without tools	•	—	—
Blade change without tools	•	•	•
Vacuum cleaner connection	•	•	•
LED	—	—	—
Dust-blower function	•	—	—
Cutting line guide	—	—	—
Case	•	—	—
Saw blades	1 pc (wood)	—	—
More accessories	Parallel stop, chip guard	—	—
Article number	4321140	4321145	4321135



4 006825 576573



4 006825 619737



4 006825 619720

CIRCULAR SAWS



CIRCULAR SAWS

Device properties	TE-CS 190	TE-CS 190 Kit
Mains connection	230 V ~ 50 Hz	230 V ~ 50 Hz
Power rating	1500 W	1500 W
Idling speed	5500 min ⁻¹	5500 min ⁻¹
Saw blade	Ø 190 x Ø 30 mm	Ø 190 x Ø 30 mm
Cutting depth 90°	66 mm	66 mm
Cutting depth 45°	48 mm	48 mm
Product weight	5.2 kg	5.2 kg
Adjustment without tools (depth/angle)	•	•
LED	•	•
Aluminium sawing table	•	•
Spindle lock	•	•
Double-sided safety lock-off	•	•
Dust extraction device	•	•
Soft grip	•	•
Saw blade	•	•
Parallel stop	•	•
Accessories	—	Guide bar (2-piece)
Article number	4330970	4330978



CIRCULAR SAWS

Device properties	TC-CS 1400	TE-CS 165	TC-CS 1200
Mains connection	230 V ~ 50 Hz	230 V ~ 50 Hz	230 V ~ 50 Hz
Power rating	1400 W	1200 W	1230 W
Idling speed	5200 min ⁻¹	5500 min ⁻¹	5000 min ⁻¹
Saw blade	Ø 190 x Ø 30 mm	Ø 165 x Ø 16 mm	Ø 160 x Ø 16 mm
Cutting depth 90°	66 mm	55 mm	55 mm
Cutting depth 45°	45 mm	40 mm	37 mm
Product weight	4.3 kg	3.8 kg	3.7 kg
Adjustment without tools (depth/angle)	•	•	•
LED	—	—	—
Aluminium sawing table	—	•	—
Spindle lock	—	•	—
Double-sided safety lock-off	—	•	—
Dust extraction device	•	•	•
Soft grip	—	•	—
Saw blade	•	•	•
Parallel stop	•	•	•
Accessories	—	—	—
Article number	4330937	4331010	4330936



ACCESSORIES CIRCULAR SAWS

Device properties	Guide Bar System
Can be used for	TE-CS 165 TE-CS 190 TE-CS 18 Li
Set	2-piece
Length (total)	700 mm
Article number	4502115

MINI CIRCULAR SAWS



MINI CIRCULAR SAWS

Device properties	TC-CS 860 Kit	TC-CS 860/1 Kit
Mains connection	230 - 240 V ~ 50 Hz	230 - 240 V ~ 50 Hz
Power rating	450 W	450 W
Idling speed	6000 min ⁻¹	6000 min ⁻¹
Saw blade	Ø 85 x Ø 10 mm	Ø 85 x Ø 10 mm
Cutting depth	max. 23 mm	max. 23 mm
Product weight	2.0 kg	2.0 kg
Cutting depth adjustment without tools	•	•
Aluminium sawing table	•	•
Dust extraction adapter	•	•
Guide bar	—	1.26 m (3-piece)
Case	•	•
Saw blades	2 pcs (plastic/wood)	2 pcs (plastic/wood)
More accessories	1 Diamond cutting wheel, parallel stop	1 Diamond cutting wheel, parallel stop
Article number	4330992	4330993

ACCESSORIES MINI CIRCULAR SAWS



Device properties	Saw Blade Set
Set scope	6-piece: 2 diamond cutting wheels, 2 HSS saw blades, 2 HW saw blades
Diameter	85 mm
Inner diameter	10 mm
Thickness of saw blades	1.6 mm
Number of teeth (saw blades)	80 (wood) 20 (wood/plastic)
Article number	4502128

ALL PURPOSE SAWS

PENDULUM FUNCTION

SAW BLADE CHANGE WITHOUT TOOLS

Quick and easy

LUG ADJUSTMENT WITHOUT TOOLS

The lug, adjustable without tools, allows the optimal use of the saw blade

ROTATABLE SAWHEAD

The clever, rotatable saw head grants a maximum of flexibility by always giving best access to the workpiece

Identical in construction to



ELECTRONIC STROKE SPEED CONTROL

All Purpose Saw
TE-AP 1050 E

SOFT GRIP

The device has a big ergonomical soft grip section which lies in the hand comfortably and safely and allows a perfect guidance



ALL PURPOSE SAWS

Device properties	TE-AP 1050 E	TC-AP 650 E
Mains connection	230 V ~ 50 Hz	230 - 240 V ~ 50 Hz
Power rating	1050 W	650 W
Stroke speed	0 - 2700 min ⁻¹	500 - 3000 min ⁻¹
Cutting depth (wood / steel)	200 / 20 mm	150 / 10 mm
Saw blade thickness	0.8 - 1.5 mm	0.5 - 1.4 mm
Product weight	3.8 kg	2.8 kg
Blade change without tools	•	•
Soleplate adjustment without tools	•	•
Soft grip	•	•
Pivotable head section	•	—
Pendulum action	2 settings	—
Accessories	1 saw blade (wood)	1 saw blade (wood)
Article number	4326135	4326141



MULTIFUNCTIONAL TOOLS

SPEED ELECTRONICS

for material and application suitable working

QUICK RELEASE AND MAGNETIC TOOL FIXATION

Changing accessories comfortably in minimum time and without the need of tools

Multifunctional Tool
TE-MG 300 EQ

OSCILLATION

Oscillating speed:
11000 – 20000 min⁻¹
Angle of oscillation: 3.2°

CONSTANT ELECTRONICS

No loss of idle speed under load

SOFT GRIP SURFACES


make it safe and comfortable to work with the device

DUST EXTRACTION

Complete with a dust extraction device for fitting without any additional tools, plus a practical dust extraction adapter



MULTIFUNCTIONAL TOOLS

	NEW	EXPERT	EXPERT	CLASSIC
Device properties	TE-MG 300 EQ	TE-MG 200 CE	TE-MG 200 CE	TC-MG 220 E
Mains connection	230 - 240 V ~ 50 Hz	230 V ~ 50 Hz	230 V ~ 50 Hz	220 - 240 V ~ 50 Hz
Power rating	300 W	200 W	200 W	220 W
Idling speed	11000 - 20000 min ⁻¹	15000 - 21000 min ⁻¹	15000 - 21000 min ⁻¹	11000 - 19000 min ⁻¹
Oscillation angle	3.2°	3.0°	3.0°	3.2°
Abrasive paper size	93 x 93 x 93 mm	93 x 93 x 93 mm	93 x 93 x 93 mm	93 x 93 x 93 mm
Product weight	1.5 kg	1.1 kg	1.1 kg	1.2 kg
Speed control electronics	•	•	•	•
Constant electronics	•	•	•	—
Soft grip	•	•	•	•
Quick-release lock	•	—	—	—
Magnetic tool mounting	•	—	—	—
Delta grinding/sanding disc	•	•	•	•
Abrasive paper	3x P60, 3x P120	3x P60, 3x P120	3x P60, 3x P120	1x P60
Scraper	•	•	•	•
Plunge-cut blades	1x wood/plastic, 1x metal	1x wood/plastic	1x wood/plastic	1x wood/plastic
Segment saw blade	1x wood/plastic/metal, 1x tile joints	—	—	—
Dust extraction adapter	•	•	•	•
Hex key	—	•	•	•
Case	•	•	•	—
Article number	4465150	4465040	4465040	4465090
				

CORDLESS MULTIFUNCTIONAL TOOLS


EXPERT

Device properties	TE-MG 12 Li
Battery voltage	12 V
Battery capacity	1.3 Ah
Charging time	60 min
Idling speed	5000 - 17000 min ⁻¹
Oscillation angle	3.0°
Abrasive paper size	93 x 93 x 93 mm
Product weight	0.8 kg
Speed control electronics	•
Constant electronics	—
Soft grip	•
Quick-release lock	—
Magnetic tool mounting	—
Number of batteries	1
Delta grinding/sanding disc	•
Abrasive paper	3x P60, 3x P120
Scraper	•
Plunge-cut blades	1x wood/plastic
Segment saw blade	1x tile joints
Hex key	•
Case	•
Article number	4465031



4 006825 579284



ACCESSORIES MULTIFUNCTIONAL TOOLS

Properties	Starter Set
Set scope	6-piece
Article number	4465010



4 006825 553178

GRINDING AND ENGRAVING TOOL


CLASSIC

GRINDING AND ENGRAVING TOOL

Device properties	TC-MG 135 E
Mains connection	230 V ~ 50 Hz
Power rating	135 W
Idling speed	10000 - 35000 min ⁻¹
Clamping sleeve, Ø	0.5 / 1.6 / 2.4 / 3.2 mm
Product weight	0.7 kg
Speed control electronics	•
Spindle lock	•
Soft grip	•
Accessories Set	189-piece
Telescopic stand	•
Flexible shaft	•
Article number	4419169



4 006825 585315

ORBITAL SANDERS

VIBRATION DAMPENERS

Thanks to the special vibration dampeners arising vibrations are dampened in a reliable manner

SPEED ELECTRONICS

for material and application suitable working

Orbital Sander
TE-OS 2520 E

HOOK AND LOOP FASTENING AND CLAMPING DEVICE

Extreme-Fix system for optimal adhesion of sanding paper with hook and loop fastening and additional clamping device for conventional sanding papers

DUST EXTRACTION

The filter box takes up resulting abrasive dust. For longer sanding operations and maximum cleanliness, a vacuum cleaner can be connected to the integrated adapter (the adapter fits with any current vacuum cleaner)

SOFT GRIP SURFACES

make it safe and comfortable to work with the device

ALUMINIUM BASEPLATE

Sturdy and durable



EXPERT



CLASSIC

ORBITAL SANDERS

Device properties	TE-OS 2520 E	TC-OS 1520
Mains connection	230 V ~ 50 Hz	230 V ~ 50 Hz
Power rating	250 W	150 W
Oscillating speed	14000 - 24000 min ⁻¹	23000 min ⁻¹
Oscillating circuit, Ø	2.0 mm	2.0 mm
Grinding/sanding area	230 x 115 mm	187 x 90 mm
Abrasive paper size, hook and loop fastening system	230 x 115 mm	187 x 93 mm
Abrasive paper size, clamping mechanism	280 x 115 mm	230 x 93 mm
Product weight	2.3 kg	1.1 kg
Speed control electronics	•	—
Hook and loop fastening system	•	•
Clamping mechanism	•	•
Dust extraction	by use of dust collection box	•
Low Vibration	•	—
Aluminium sole plate	•	—
Soft grip	•	—
Abrasive paper	1x P120	3x P120
Case	•	—
Article number	4460620	4460640



BELT SANDERS



BELT SANDERS

Device properties	TE-BS 8540 E
Mains connection	230 V ~ 50 Hz
Power rating	850 W
Grinding/sanding belt speed	300 - 400 m/min
Grinding/sanding area	75 x 140 mm
Grinding/sanding belt size	75 x 533 mm
Product weight	3.1 kg
Belt run adjustment	•
Belt change without tools	•
Dust extraction	by use of dust collection box
Soft grip	•
Additional handle	•
Folding front cover	•
Cable clip	•
Sanding/grinding belt	1x P80
Article number	4466230



Device properties	TC-BS 8038
Mains connection	230 V ~ 50 Hz
Power rating	800 W
Grinding/sanding belt speed	380 m/min
Grinding/sanding area	76 x 142 mm
Grinding/sanding belt size	76 x 533 mm
Product weight	3.5 kg
Belt run adjustment	•
Belt change without tools	•
Dust extraction	by use of dust bag
Soft grip	•
Additional handle	•
Folding front cover	—
Cable clip	—
Sanding/grinding belt	1x P80
Article number	4466260



DELTA SANDERS



DELTA SANDERS

Device properties	TE-DS 20 E
Mains connection	230 V ~ 50 Hz
Power rating	200 W
Oscillating speed	13000 - 20000 min ⁻¹
Oscillating circuit, Ø	2.0 mm
Abrasive paper size	93 x 93 x 93 mm
Product weight	1.2 kg
Speed control electronics	•
Soft grip	•
Hook and loop fastening system	•
Dust extraction	•
Softstart	•
Cable clip	•
Abrasive paper	5x P80, 5x P120
Dust extraction adapter	•
Article number	4464250



Device properties	TC-DS 19
Mains connection	230 V ~ 50 Hz
Power rating	190 W
Oscillating speed	20000 min ⁻¹
Oscillating circuit, Ø	1.2 mm
Abrasive paper size	93 x 93 x 93 mm
Product weight	1.1 kg
Speed control electronics	—
Soft grip	—
Hook and loop fastening system	•
Dust extraction	•
Softstart	—
Cable clip	—
Abrasive paper	1x P60, 1x P80, 1x P120
Dust extraction adapter	•
Article number	4464235



MULTI SANDERS





EXPERT



CLASSIC

MULTI SANDERS

Device properties	TE-OS 1320	TH-OS 1016
Mains connection	230 V ~ 50 Hz	230 V ~ 50 Hz
Power rating	130 W	100 W
Oscillating speed	24000 min ⁻¹	24000 min ⁻¹
Oscillating circuit, Ø	2.0 mm	1.6 mm
Abrasive paper size	150 x 150 x 100 mm	150 x 150 x 100 mm
Product weight	1.2 kg	1.0 kg
Soft grip	•	•
Hook and loop fastening system	•	•
Dust extraction	by use of dust collection box	by use of dust bag
Cable clip	•	—
Abrasive paper	3x P120	1x P120
Article number	4460560	4460610
		

ROTATING SANDERS





EXPERT



CLASSIC

ROTATING SANDERS

Device properties	TE-RS 40 E	TC-RS 38 E
Mains connection	230 V ~ 50 Hz	230 V ~ 50 Hz
Power rating	400 W	380 W
Oscillating speed	12000 - 24000 min ⁻¹	12000 - 26000 min ⁻¹
Oscillating circuit, Ø	2.5 mm	2.0 mm
Abrasive paper, Ø	125 mm	125 mm
Product weight	2.1 kg	2.0 kg
Speed control electronics	•	•
Hook and loop fastening system	•	•
Dust extraction	by use of dust collection box	by use of dust bag
Soft grip	•	—
Additional handle	•	—
Low Vibration	•	—
Abrasive paper	—	1x P80
Case	•	—
Article number	4462000	4462165
		



DRYWALL POLISHER

**HIGH-QUALITY
METAL BEVEL GEAR**

SPEED ELECTRONICS
for material and application
suitable working

Drywall Polisher
TC-DW 225

STURDY FOOT


Thanks to the sturdy foot, the tool can be put down after working or during work breaks, without the suction hose bending

GUIDE BEAM

Work on ceilings without effort thanks to the telescopic handle (up to 165 cm). The guide beam of the device is designed in a foldable manner for fast set-up and dismantling, as well as space-saving storage

**UNRESTRICTED MOBILITY
OF THE SANDING HEAD**

The practical joint bearing and the spring-loaded mounting of the brush rim additionally ensure an optimum and unrestricted mobility of the sanding head




CLASSIC

DRYWALL POLISHER

Device properties	TC-DW 225
Mains connection	230 - 240 V ~ 50 Hz
Power rating	600 W
Idling speed	600 - 1500 min ⁻¹
Abrasive paper, Ø	225 mm
Device length	110 - 165 cm
Hose length	4.0 m
Cable length	4.0 m
Product weight	3.2 kg
Speed control electronics	•
Adjustable grinding head	•
Folding and height-adjustable long handle	•
Supporting foot	•
Abrasive paper	2x P60, 2x P80, 2x P120
Case	•
Article number	4259930

ACCESSORIES DRYWALL POLISHER



Properties	Abrasive Paper Set
Quantity	10 pcs
Grit size	P120
Diameter	225 mm
Article number	4259921

ELECTRIC PAINT SPRAY SYSTEMS

VERTICAL, HORIZONTAL AND ROUND JETS

The adjustable air cap provides maximum flexibility for every job

NON-TWISTING AIR HOSE

The 3.5 metre non-twisting air hose prevents the inconvenience of a twisted hose and makes it easy to handle

DETACHABLE SPRAY HEAD

to allow all the elements which come into contact with the paint to be cleaned quickly and easily

PAINT FLOW REGULATION

Fine adjustment of the amount of paint applied enables exact and flexible adaptation to every application, surface and viscosity

SOFT GRIP

Safe and comfortable handling thanks to the soft grip

ANYPAIN

Trouble-free and tidy spraying of various materials such as lacquers, glazes and interior wall paints

PULL SLEDGE

Flexibility when working and practical storage of the hose at the same time

Electric Paint Spray System
TC-SY 700 S

ELECTRIC PAINT SPRAY SYSTEM

- Saves time compared to brushes and paint rollers
- Usable on any surface
- Uniform paint application
- Quick and easy change of paint thanks to removable spray head
- Precise working and outstanding results even on small areas, corners and edges
- High mobility and flexible working
- Beautiful results even on non-uniform subsurfaces, e.g. unrendered masonry



ANYPAIN – ONE SYSTEM DOES IT ALL:



**INTERIOR
WALL PAINTS**



LACQUERS





GLAZES

ELECTRIC PAINT SPRAY SYSTEMS (SEMI-STATIONARY)


NEW
CLASSIC

NEW
CLASSIC

Device properties	TC-SY 700 S	TC-SY 600 S
Mains connection	220 - 240 V ~ 50 Hz	220 - 240 V ~ 50 Hz
Power rating	700 W	600 W
Delivery rate	1000 ml/min	1000 ml/min
Tank volume	1000 ml	800 ml
Hose length	3.5 m	1.8 m
Product weight	3.3 kg	2.7 kg
Processing	Lacquers, glazes, interior wall paints	Lacquers, glazes, interior wall paints
Removable spray cap	•	•
Control of the paint delivery rate	•	•
Paint jet	Vertical, horizontal and round jet	Vertical, horizontal and round jet
Soft grip	•	•
Suspension fixture	—	—
Shoulder strap	•	•
Slide	•	—
Spray nozzles	Ø 2.5 mm, Ø 3.0 mm	Ø 2.5 mm, Ø 3.0 mm
Cleaning brush and needle	•	•
Tank for testing the viscosity	•	•
Paint tank with cover	1000 ml	800 ml
Article number	4260020	4260015
		

ELECTRIC PAINT SPRAY SYSTEMS (SPRAY GUN)


NEW
CLASSIC

NEW
CLASSIC




Device properties	TC-SY 500 P	TC-SY 400 P
Mains connection	220 - 240 V ~ 50 Hz	220 - 240 V ~ 50 Hz
Power rating	500 W	400 W
Delivery rate	550 ml/min	500 ml/min
Tank volume	1000 ml	800 ml
Hose length	—	—
Product weight	1.4 kg	1.4 kg
Processing	Lacquers, glazes	Lacquers, glazes
Removable spray cap	•	•
Control of the paint delivery rate	•	•
Paint jet	Vertical, horizontal and round jet	Vertical, horizontal and round jet
Soft grip	•	•
Suspension fixture	•	•
Shoulder strap	—	—
Slide	—	—
Spray nozzles	Ø 2.0 mm, Ø 2.5 mm	Ø 2.0 mm, Ø 2.5 mm
Cleaning brush and needle	•	•
Tank for testing the viscosity	•	•
Paint tank with cover	1000 ml	800 ml
Article number	4260010	4260005
		

ACCESSORIES ELECTRIC PAINT SPRAY SYSTEMS


NEW

NEW

NEW

Properties	Paint Spray Attachment	Paint Tub	Paint Tub
Filling quantity	800 ml	800 ml	1000 ml
Article number	4260003	4260001	4260002
			



HOT GLUE GUNS



HOT GLUE GUN

NEW

CLASSIC

Device properties	TC-GG 30
Mains connection	220 - 240 V ~ 50 Hz
Power rating	30 W
Warm-up period	300 s
Max. temperature	195 °C
Glue stick diameter	11 mm
Glue stick length	150 mm
Product weight	0.3 kg
Mechanical glue stick feeding	•
Viewing window	•
Support bar	•
Glue sticks	3 pcs
Standard nozzle	•
Flat nozzle	•
Extension nozzle	•
Article number	4522170



CORDLESS HOT GLUE GUN

NEW

CLASSIC

Device properties	TC-CG 3.6 Li
Battery voltage	3.6 V
Battery capacity	1.5 Ah
Charging time	3 - 5 h
Warm-up period	15 s
Max. temperature	170 °C
Glue stick diameter	7 mm
Glue stick length	150 mm
Product weight	0.3 kg
Anti-drip system	•
LED heating and charge status indicator	•
Switches off automatically	•
Soft grip	•
Glue sticks	4 pcs
Charger	•
Metal box	•
Article number	4522180



ACCESSORIES HOT GLUE GUNS

Properties	Glue Sticks
Diameter	11 mm
Length	200 mm
Quantity	24 pcs
Article number	4522199



NEW

Properties	Glue Sticks
Diameter	7 mm
Length	150 mm
Quantity	24 pcs
Article number	4522182





TACKERS



ELECTRIC TACKER

NEW

CLASSIC

Device properties	TC-EN 20 E
Mains connection	220 - 240 V ~ 50 Hz
Shots per minute	20
Staples type	53
Staple length	6 - 14 mm
Staple width	11.4 mm
Staple size	0.75 mm
Nail type	47
Nail length	14 mm
Nail size	1.16 - 1.26 mm
Product weight	1.0 kg
Safety lug	•
Soft grip	•
Magazine level indication	•
Impact force preset	•
Staples (type 53)	1000 pcs
Nails (type 47)	500 pcs
Article number	4257890



4 006825 615647



CORDLESS TACKER


CLASSIC

Device properties	TC-CT 3.6 Li
Battery voltage	3.6 V
Battery capacity	1.5 Ah
Charging time	3 - 5 h
Shots per minute	30
Staples type	53
Staple length	6 mm
Staple width	11.4 mm
Staple size	0.75 mm
Product weight	0.9 kg
Safety lug	•
Soft grip	•
Magazine level indication	•
charge status indicator	•
Staples (type 53)	1000 pcs
Charger	•
Metal box	•
Article number	4257880



4 006825 607291

ACCESSORIES TACKERS



Properties	Staples
Type	53
Length	8 mm
Width	11.4 mm
Quantity	1000 pcs
Article number	4137884



4 006825 610130



NEW

Nails
47
14 mm
1.8 mm
1000 pcs
4137885



4 006825 616354




HOT AIR GUNS


EXPERT

CLASSIC

CLASSIC

HOT AIR GUNS

Device properties	TE-HA 2000 E	TH-HA 2000/1	TC-HA 2000/1
Mains voltage	220 - 240 V ~ 50 Hz	230/240 V ~ 50 Hz	230/240 V ~ 50 Hz
Power rating	2000 W	2000 W	2000 W
Air rate	250 / 250 / 500 l/min	300 / 500 l/min	300 / 500 l/min
Temperature	50 / 50 - 550 / 50 - 550 °C	350 / 550 °C	350 / 550 °C
Product weight	0.9 kg	0.7 kg	0.7 kg
Air rate and temperature control system	3 levels	2 settings	2 settings
Cold setting	•	—	—
Ceramic heater	•	—	—
Overheating guard	•	•	•
Storage area	•	•	•
Temperature adjustment, 9 levels	•	—	—
Wide nozzle	•	•	•
Reducer nozzle	•	•	•
Reflector nozzle	•	•	—
Heat nozzle	•	•	—
Paint scraper	—	•	—
Transport and storage case	•	•	—
Article number	4520195	4520179	4520184
			

LASER DISTANCE METERS

Laser Distance Meter
TE-LD 60

MULTIPLE MEASURE- MENT REFERENCES

Measurements from the front edge, back edge or stop plate

AUTOMATIC SAVING

The last 20 measurement results are automatically saved

COMPATIBLE WITH THE MOBILE APP VIA BLUETOOTH®

User-friendly documentation of measurement results via Bluetooth® using the Einhell Measure Assistant App

SOFT GRIP

for comfortable handling



MIN/MAX FUNCTION

to take continuous measurements

SAFETY FUNCTION

Laser radiation only with repeated power-up for added user safety

PYTHAGORAS FUNCTION

Indirect measurement of lengths and heights – ideal for taking measurements in places that are difficult or impossible to access

PITCH FUNCTION


Precise determination of predefined distances, e.g. placement of fence posts

DISTANCES, AREAS AND VOLUMES

can be easily determined and simultaneously added and subtracted

LASER DISTANCE METERS IN ACTION.

- 1** Simple measurement of areas, e.g. to determine the amount of wall paint needed.
- 2** Pitch function: Ability to create predefined uniform spacing using the pitch function, e.g. for determining the correct spacing between fence or railing posts.
- 3** Simple measurement of distances, e.g. to determine the amount of skirting boards needed.







NEW
EXPERT

NEW
CLASSIC

NEW
CLASSIC

LASER DISTANCE METERS

Device properties	TE-LD 60	TC-LD 50	TC-LD 25
Laser diode	635 nm	635 nm	635 nm
Laser class	2	2	2
Measuring range	0.05 - 60 m	0.05 - 50 m	0.05 - 25 m
Measurement accuracy	+/- 2.0 mm/m	+/- 2.0 mm/m	+/- 3.0 mm/m
Switches off automatically	from 3 min	from 3 min	from 3 min
Measurement reference	Front edge, back edge or stop plate	Front edge, back edge or stop plate	Front edge and back edge
Product weight	0.1 kg	0.1 kg	0.1 kg
Compatible with the mobile app via Bluetooth®	•	—	—
Measurement of lengths, areas and volumes	•	•	•
Addition and subtraction	of lengths, areas and volumes	of lengths, areas and volumes	—
Continuous measurements with min/max function	•	•	•
Safety function	•	•	•
Pythagoras function	•	•	—
Disconnection function	•	•	—
Last measurements are saved automatically	20	20	—
Soft grip	•	•	•
Storage case	•	•	•
Batteries	—	—	—
Article number	2270085	2270080	2270075
			

JUST SWITCH ON, TAKE MEASUREMENTS, DONE.

- 4** Simple measurement of volumes, e.g. to determine room volumes for HVAC systems.
- 5** Indirect determination of heights and lengths in places that are difficult or impossible to access using the Pythagoras function.



CROSS LASER LEVELS

SELF LEVELLING

The laser cross is accurately aligned with a precision of max. ± 0.5 mm/m using the self-levelling function

HIGHT ADJUSTABLE WALL BRACKET

Incl. height-adjustable wall bracket for maximum flexibility

1/4" TRIPOD THREAD

With a tripod, taking measurements is simpler and more accurate, and you have greater flexibility



360° Cross Laser Level
TE-LL 360

HORIZONTAL OR VERTICAL LASER LINE

DIAGONAL LASER LINE

Diagonal placement of objects by appropriate alignment of the laser

HORIZONTAL 360° LINE

Easy alignment of objects in a room

LASER CROSS

The projection of a laser cross makes it easy to align objects

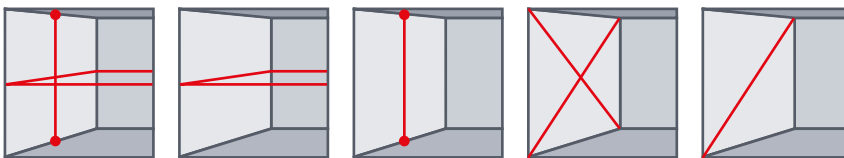
DIGITAL SPIRIT LEVEL

Can also be used as a conventional spirit level

SOFT GRIP

for comfortable handling

FUNCTIONS



PUT YOUR IDEAS ON THE WALL WITH PRECISION.

- 1** Simultaneously projects a vertical and a horizontal line, e.g. for uniform alignment of objects.
- 2** Cross Laser Levels help placing objects at the same height.
- 3** The TE-LL 360 projects a horizontal 360° line for easy alignment of objects in a room.





360° CROSS LASER LEVEL

NEW
EXPERT

Device properties	TE-LL 360
Laser diode	650 nm (horizontal), 635 nm (vertical)
Laser class	2
Work area Ø	20 m
Precision	+/- 0.4 mm/m
Self-leveling time	< 5 s
Levelling range	+/- 4°
Tripod socket	1/4"
Product weight	0.3 kg
Laser crosshair	•
Horizontal and/or vertical laser line	•
Horizontal 360° laser line	•
Self-leveling	•
Digital spirit level	•
Soft grip	•
Storage case	•
Height-adjustable wall mount	•
Universal clamp	—
Batteries	—
Article number	2270110



4 006825 616248



CROSS LASER LEVEL

NEW
CLASSIC

Device properties	TC-LL 2
Laser diode	635 nm
Laser class	2
Work area	8 m
Precision	+/- 0.5 mm/m
Self-leveling time	< 5 s
Levelling range	+/- 4°
Tripod socket	1/4"
Product weight	0.2 kg
Laser crosshair	•
Horizontal and/or vertical laser line	•
Horizontal 360° laser line	—
Self-leveling	•
Digital spirit level	•
Soft grip	•
Storage case	•
Height-adjustable wall mount	—
Universal clamp	•
Batteries	—
Article number	2270105



4 006825 616231



LASER LEVELLING




LASER LEVELLING

NEW

CLASSIC

Device properties	TC-LL 1
Laser diode	635 nm
Laser class	2
Work area	Laser line: 5 m, laser dot: 20 m
Precision	+/- 0.5 mm/m
Product weight	0.1 kg
Spirit level function	•
Soft grip	•
Flexible wall mount	•
Batteries	—
Article number	2270095



4 006825 616217


ACCESSORIES FOR LASER



ACCESSORIES FOR LASER

NEW

Device properties	Tripod
Article number	2270115



4 006825 616255

DIGITAL DETECTOR

DETECTION OF VARIOUS MATERIALS

Reliably detects various materials: ferrous metals such as steel, non-ferrous metals such as copper, live wires and wood

WARNING SIGNAL

Intuitive operation thanks to an acoustic warning signal

PROTECTOR PADS

Protector pads on the back for protecting the wall

SOFTGRIP

The soft grip makes it comfortable to operate with just one hand



Digital Detector
TC-MD 50



DIGITAL DETECTOR

NEW

CLASSIC

Device properties	TC-MD 50
Max. scanning depth: wood	19 mm
Max. Scanning depth: non-ferrous metals	19 mm
Max. Scanning depth: ferrous metals	50 mm
Max. Scanning depth: copper	38 mm
Max. Scanning depth: live wires	50 mm
Switches off automatically	from 1 min
Product weight	0.1 kg
Acoustic warning signal	•
Wall protection	•
Soft grip	•
Batteries	—
Article number	2270090

SLIDING MITRE SAWS

MITRE SAWS

INTEGRATED DRAG FUNCTION

Thanks to the drag function the sawing heads slides evenly through the material to be processed up to a length of 310 mm

Sliding Mitre Saw
TE-SM 2534 Dual

DUST COLLECTION BAG

for low dust formation with all sawing operations

TILTABLE SAW HEAD

The saw head can be tilted infinitely from -45° to 45° on both sides (dual function). Difficult sawing cuts mitres on both sides succeed in no time at all

LASER AND LED LIGHT

An integrated laser marks the cutting line, enabling the workpiece to be positioned quickly and exactly. The bright LED light at the sawing head additionally illuminates the work area optimally

TURNTABLE

The high-quality turntable comes with an exact angle adjustment facility for angular cuts that can be infinitely adjusted and latched in a variety of positions single handedly

X-TEND WORK SUPPORTS

With ergonomic single-hand operation, a clamping device for reliable securing of the workpiece and a workpiece stop with rails that adjust to the left and right they enable safe, precise operation




EXPERT

CLASSIC

EXPERT

CLASSIC

SLIDING MITRE SAWS

Device properties	TE-SM 2534 Dual	TC-SM 2534 Dual	TE-SM 2131 Dual	TC-SM 2131 Dual
Mains connection	230 - 240 V ~ 50 Hz	230 V ~ 50 Hz	230 - 240 V ~ 50 Hz	230 V ~ 50 Hz
Power rating	1800 W S1	2350 W S6 25%	1600 W S6 20%	1800 W S2 5 min
Speed	5100 min ⁻¹	4000 min ⁻¹	5000 min ⁻¹	5000 min ⁻¹
Saw blade	Ø 250 x Ø 30 mm	Ø 250 x Ø 30 mm	Ø 210 x Ø 30 mm	Ø 210 x Ø 30 mm
Number of teeth	48	48	48	48
Swiveling range	-47° to 47°	-45° to +45°	-47° to 47°	-45° to +45°
Mitre cut	-45° up to 45° (left and right)	-45° up to 45° (left and right)	-45° up to 45° (left and right)	-45° up to 45° (left and right)
Max. cutting width 90°	310 x 90 mm	340 x 75 mm	310 x 65 mm	310 x 62 mm
Product weight: net gross	16.1 kg 19.7 kg	16.1 kg 19.5 kg	13.1 kg 16.1 kg	11.9 kg 14.2 kg
Saw blade tilting	left / right	left / right	left / right	left / right
Laser	•	•	•	•
Light	•	—	•	—
Soft start-up	•	—	•	—
X-Tend support with limit stop	•	—	•	—
Clamping device	•	•	•	•
Precision TCT saw blade	1 pc	1 pc	1 pc	1 pc
Sawdust bag	•	•	•	•
Article number	4300870	4300825	4300860	4300835


CLASSIC

EXPERT

CLASSIC

MITRE SAWS

Device properties	TC-MS 2513 L	TE-MS 2112 L	TC-MS 2112
Mains connection	230 V ~ 50 Hz	230 V ~ 50 Hz	230 V ~ 50 Hz
Power rating	1600 W S1	1400 W S6 20%	1400 W S1 1600 W S6 40%
Speed	4000 min ⁻¹	5000 min ⁻¹	5000 min ⁻¹
Saw blade	Ø 250 x Ø 30 mm	Ø 210 x Ø 30 mm	Ø 210 x Ø 30 mm
Number of teeth	48	48	48
Swiveling range	-45° to +45°	-47° to 47°	-45° to +45°
Mitre cut	0° to 45° to the left	0° to 45° to the left	0° to 45° to the left
Max. cutting width 90°	130 x 75 mm	120 x 60 mm	120 x 55 mm
Product weight: net gross	9.8 kg 11.1 kg	8.7 kg 10.3 kg	7.3 kg 8.9 kg
Saw blade tilting	left	left	left
Laser	•	•	—
Light	—	LED	—
Soft start-up	—	—	—
X-Tend support with limit stop	—	•	—
Clamping device	•	•	•
Precision TCT saw blade	1 pc	1 pc	1 pc
Sawdust bag	•	•	•
Article number	4300850	4300840	4300295

MITRE SAWS WITH UPPER TABLE


NEW
CLASSIC

CLASSIC

CLASSIC

Device properties	TC-MS 3017 T	TC-MS 2513 T	TC-MS 2112 T
Mains connection	230 - 240 V ~ 50 Hz	230 - 240 V ~ 50 Hz	230 V ~ 50 Hz
Power rating	2000 W S1	1800 W S1	1200 W S1
Speed	4200 min ⁻¹	4500 min ⁻¹	4500 min ⁻¹
Saw blade	Ø 305 x Ø 30 mm	Ø 250 x Ø 30 mm	Ø 210 x Ø 30 mm
Number of teeth	40	36	24
Swiveling range	-45° to +45°	-45° to +45°	-45° to +45°
Mitre cut	0° to 45° to the left	0° to 45° to the left	0° to 45° to the left
Max. cutting width 90°	170 x 85 mm	130 x 75 mm	120 x 55 mm
Product weight: net gross	20.5 kg 22.0 kg	13.5 kg 15.5 kg	11.0 kg 12.2 kg
Saw blade tilting	left	left	left
Laser	—	—	—
Light	—	—	—
X-Tend support with limit stop	—	—	—
Clamping device	•	•	•
Precision TCT saw blade	1 pc	1 pc	1 pc
Sawdust bag	—	—	—
Article number	4300347	4300345	4300317



ACCESSORIES MITRE SAWS



Properties	E-Stand
Mounting width	340 mm
Mounting depth	max. 410 mm
Working height	81 cm
Article number	4310620



ACCESSORIES MITRE SAWS



Properties	TCT Saw Blade Set	TCT Saw Blade
Diameter	210 mm	210 mm
Inner diameter	30 mm	30 mm
Thickness	2.5 mm	2.8 mm
Number of teeth	24 48 60	24
Article number	4502132	4502048
		




ACCESSORIES MITRE SAWS



Properties	TCT Saw Blade Set	TCT Saw Blade
Diameter	250 mm	250 mm
Inner diameter	30 mm	30 mm
Thickness	3.0 mm	3.2 mm
Number of teeth	24 48 60	24
Article number	4502133	4311110
		

ACCESSORIES MITRE SAWS



Properties	TCT Saw Blade	TCT Saw Blade	TCT Saw Blade
Diameter	250 mm	250 mm	250 mm
Inner diameter	30 mm	30 mm	30 mm
Thickness	2.2 mm	2.8 mm	3.2 mm
Number of teeth	48	48	48
Article number	4502157	4502034	4311111
			

ACCESSORIES MITRE SAWS




Properties	TCT Saw Blade
Diameter	250 mm
Inner diameter	30 mm
Thickness	3.2 mm
Number of teeth	60
Article number	4311113
	

TABLE SAWS

CHIP EXTRACTOR CONNECTION

Blade guard and housing are equipped with a chip extractor connection to make it easy to keep the workplace clean

ALUMINIUM TABLE

The flat aluminium table has outstanding sliding properties for exact cuts and is equipped with a format slide for cutting to a precise length

TRANSPARENT SAW BLADE GUARD

For a better view of each cut the blade guard is transparent

TABLE EXTENSIONS

The table can be extended out to the back and on the right-hand side, and for wide workpieces the device has a wide stop rail

Table Saw with base frame
TE-CC 2025 UF

2-in-1 SAW BLADE ADJUSTMENT

The 2-in-1 saw blade adjustment enables the height and angle of the blade to be adjusted to the requirements of each sizing cut

PARALLEL STOP AND CROSS STOP

The parallel stop with fasteners on both sides and the cross stop with its angle scale are making parallel and mitre cuts child's play

FOLD-DOWN BASE FRAME

With its wheels and easy folding base frame, this table saw is designed for mobile as well as stationary use

TABLE SAWS WITH BASE FRAME


NEW
EXPERT

NEW
EXPERT

Device properties	TE-CC 2025 UF	TE-TS 2025 UF
Mains connection	220 - 240 V ~ 50 Hz	220 - 240 V ~ 50 Hz
Power rating	2000 W S6 20%	2000 W S6 20%
Speed	4500 min ⁻¹	4500 min ⁻¹
Saw blade	Ø 250 x Ø 30 mm	Ø 250 x Ø 30 mm
Number of teeth	48	48
Mitre cut	0° to 45° to the left	0° to 45° to the left
Cutting height 90°	78 mm	78 mm
Cutting height 45°	53 mm	53 mm
Product weight: net gross	34.3 kg 38.5 kg	31.5 kg 35.5 kg
Saw blade tilting	left	left
Base frame	•	•
Table extension	right / rear	left / right / rear
Folding base frame	•	•
Format function	•	—
Precision TCT saw blade	1 pc	1 pc
Parallel stop	•	•
Angle stop	•	•
Push stick	•	•
Article number	4340547	4340565

TABLE SAWS WITH BASE FRAME


NEW
CLASSIC

NEW
CLASSIC

NEW
CLASSIC

Device properties	TC-TS 2025/1 UA, Alum Table	TC-TS 2025/1 U	TC-TS 2025/1 eco
Mains connection	220 - 240 V ~ 50 Hz	220 - 240 V ~ 50 Hz	220 - 240 V ~ 50 Hz
Power rating	2000 W S6 25%	2000 W S6 25%	2000 W S6 25%
Speed	5000 min ⁻¹	5000 min ⁻¹	5000 min ⁻¹
Saw blade	Ø 250 x Ø 30 mm	Ø 250 x Ø 30 mm	Ø 250 x Ø 30 mm
Number of teeth	24	24	24
Mitre cut	0° to 45° to the left	0° to 45° to the left	0° to 45° to the left
Cutting height 90°	85 mm	85 mm	85 mm
Cutting height 45°	65 mm	65 mm	65 mm
Product weight: net gross	20.1 kg 22.9 kg	19.5 kg 22.5 kg	17.2 kg 20.5 kg
Saw blade tilting	left	left	left
Base frame	•	•	•
Table extension	left / right / rear	left / right	—
Folding base frame	—	—	—
Format function	—	—	—
Precision TCT saw blade	1 pc	1 pc	1 pc
Parallel stop	•	•	•
Angle stop	•	•	•
Push stick	•	•	•
Article number	4340525	4340540	4340530

TABLE SAWS WITH BASE FRAME


NEW
EXPERT

NEW
EXPERT

NEW
CLASSIC

Device properties	TE-TS 2831/1 UD	TE-TS 2231/1 U	TC-TS 2031 U
Mains connection	400 V 3~ 50 Hz	230 V ~ 50 Hz	230 V ~ 50 Hz
Power rating	2800 W S6 10%	2200 W S6 20%	2000 W S2 20 min
Speed	2800 min ⁻¹	2980 min ⁻¹	2950 min ⁻¹
Saw blade	Ø 315 x Ø 30 mm	Ø 315 x Ø 30 mm	Ø 315 x Ø 30 mm
Number of teeth	24	24	40
Mitre cut	0° to 45° to the left	0° to 45° to the left	0° to 45° to the left
Cutting height 90°	85 mm	85 mm	85 mm
Cutting height 45°	46 mm	46 mm	52 mm
Product weight: net gross	46.5 kg 51.2 kg	43.2 kg 50.9 kg	55.5 kg 58.0 kg
Saw blade tilting	left	left	left
Base frame	•	•	•
Table extension	rear, folding	rear, folding	rear
Folding base frame	—	—	—
Format function	—	—	—
Precision TCT saw blade	1 pc	1 pc	1 pc
Parallel stop	•	•	•
Angle stop	•	•	•
Push stick	•	•	•
Article number	4307145	4307157	4340555

ACCESSORIES TABLE SAWS





Properties	Slide
Suitable for	TE-TS 2831/1 UD and TE-TS 2231/1 U
Article number	4310625


NEW
CLASSIC

NEW
CLASSIC

TABLE SAWS



Device properties	TC-TS 1200	TC-TS 820
Mains connection	220 - 240 V ~ 50 Hz	230 V ~ 50 Hz
Power rating	1200 W S6 40%	800 W S2 10 min
Speed	4800 min ⁻¹	2950 min ⁻¹
Saw blade	Ø 210 x Ø 30 mm	Ø 200 x Ø 16 mm
Number of teeth	24	24
Mitre cut	0° to 45° to the left	0° to 45° to the left
Cutting height 90°	45 mm	45 mm
Cutting height 45°	27 mm	35 mm
Product weight: net gross	13.5 kg 14.8 kg	11.6 kg 12.4 kg
Saw blade tilting	left	left
Base frame	—	—
Table extension	—	—
Folding base frame	—	—
Format function	—	—
Precision TCT saw blade	1 pc	1 pc
Parallel stop	•	•
Angle stop	—	—
Push stick	•	•
Article number	4340747	4340410
		









ACCESSORIES TABLE SAWS



Properties	TCT Saw Blade	TCT Saw Blade
Diameter	200 mm	205 mm
Inner diameter	16 mm	16 mm
Thickness	2.8 mm	2.5 mm
Number of teeth	20	48
Article number	4502046	4502033
		



ACCESSORIES TABLE SAWS



Properties	TCT Saw Blade Set	TCT Saw Blade	TCT Saw Blade	TCT Saw Blade
Diameter	250 mm	250 mm	250 mm	250 mm
Inner diameter	30 mm	30 mm	30 mm	30 mm
Thickness	3.0 mm	3.2 mm	3.2 mm	3.2 mm
Number of teeth	24 48 60	24	48	60
Article number	4502133	4311110	4311111	4311113
				

ACCESSORIES TABLE SAWS



Properties	TCT Saw Blade Set	TCT Saw Blade
Diameter	250 mm	315 mm
Inner diameter	30 mm	30 mm
Thickness	3.0 mm	3.0 mm
Number of teeth	24 60	40
Article number	4502129	4502011
		

MORE WOODWORKING MACHINES



STATIONARY PLANER

NEW

CLASSIC

Device properties	TC-SP 204
Mains connection	230 - 240 V ~ 50 Hz
Power rating	1500 W
Speed	9000 min ⁻¹
Max. working width	204 mm
Max. removal	3 mm
Max. thickness opening	120 mm
Max. angle of the parallel stop	45°
Dust extraction connector	100 mm
Product weight: net gross	24.0 kg 30.0 kg
Infeed table	•
Removable table	•
Accessories	2 carbide planing blades
Push stick	•
Article number	4419955



ACCESSORIES STATIONARY PLANERS



Properties	Spare Blades Set
Can be used for	TH-SP 204, TC-SP 204
Length	210 mm
Height	17.2 mm
Thickness	1.5 mm
Quantity	2 pcs
Article number	4311310



SCROLL SAW

NEW

CLASSIC

Device properties	TC-SS 405 E
Mains connection	230 V ~ 50 Hz
Power rating	120 W S2 10 min
Stroke speed	400 - 1600 min ⁻¹
Stroke height	14 mm
Reach	406 mm
Mitre cut	0° to 45° to the left
Cutting height 90°	52 mm
Cutting height 45°	20 mm
Product weight: net gross	12.1 kg 13.5 kg
Workpiece hold-down device	•
Blowing function	•
Adapter for coping saw blade	•
Saw blade	2 pcs
Article number	4309040



ACCESSORIES SCROLL SAW



Properties	Saw Blades Set
Quantity	5
Length	127 mm
Article number	4506200



2 BLADE SPEED SETTINGS

The bandsaw is powered by a robust and powerful 750 W motor with 2 blade speed settings to deliver exact cutting results at the optimum speed in every material

INFINITELY TILTABLE SAW TABLE

The robust saw table can be infinitely tilted between 0° and 45° for performing exact mitre cuts quickly and easily

ANGLE STOP AND PARALLEL STOP

The angle stop and parallel stop can be used for high-quality sawing jobs for all the requirements of creative DIY jobs

BASE FRAME

The sturdy base frame guarantees outstanding stability and an optimum working height

CONNECTION FOR DUST EXTRACTION



Connection for dust extraction system (extractor d=70 mm with adapter d=100 mm) to keep the workplace clean

Band Saw
TC-SB 305 U





BANDSAWS

NEW
CLASSIC
NEW
CLASSIC

Device properties	TC-SB 305 U	TC-SB 200/1
Mains connection	220 - 240 V ~ 50 Hz	220 - 240 V ~ 50 Hz
Power rating	750 W	250 W S2 15 min
Blade speed	370 m/min 800 m/min	900 m/min
Reach	305 mm	200 mm
Dust extraction connector	Ø 70 mm / Ø 100 mm	Ø 36 mm
Mitre cut	0° to 45°	-2° to 45°
Cutting height 90°	170 mm	80 mm
Cutting height 45°	75 mm	45 mm
Product weight: net gross	65.8 kg 70.0 kg	15.8 kg 18.9 kg
Speeds	2	1
Base frame	•	—
Parallel stop	•	•
Angle stop	•	—
Push stick	•	•
Article number	4308055	4308018
		

ACCESSORIES BAND SAWS



Properties	Saw band	Saw band
Length	2320 mm	1400 mm
Width	12.7 mm	7.0 mm
Number of teeth	4/25.4 mm	6/25.4 mm
Article number	4506158	4506156
		



WOODWORKING LATHE

Device properties	TC-WW 1000
Mains connection	230 V ~ 50 Hz
Power rating	350 W S2 15 min
Speed 1	810 min ⁻¹
Speed 2	1180 min ⁻¹
Speed 3	1700 min ⁻¹
Speed 4	2480 min ⁻¹
Lathe diameter	356 mm
Tip width	1000 mm
Weight: net / gross	22.7 kg 24.3 kg
V-belt drive which can be adjusted to 4 settings	•
Face plate	•
Tool support	•
Tailstock	•
Front end driver ring	•
Article number	4312105

ACCESSORIES WOODWORKING LATHES



Properties	Professional Turning Tool Set
Items supplied	5 chisels
Flat chisel	•
Mortise chisel	•
Gouge	•
Round chisel	•
Pointed chisel	•
Article number	4311200


VACUUM EXTRACTION SYSTEM



Fig. similar

EXPERT

Device properties	TE-VE 550 A
Mains connection	220 - 240 V ~ 50 Hz
Power rating	550 W S1
Speed	2850 min ⁻¹
Debris bag volume	65 l
Air capacity	1150 m ³ /h
Vacuum	max. 1600 Pa
Dust extraction connector	36 mm / 100 mm
Hose length	2.5 m
Product weight: net gross	20.0 kg 23.0 kg
Automatic socket outlet	—
Handle	•
Chassis	•
Debris bag support	•
Quick release fastener for changing the debris bag	•
Induction motor	•
Catch basket	•
Reducer adapter	•
Article number	4304155




4 006825 618785

ACCESSORIES VACUUM EXTRACTION SYSTEM



Properties	Vacuum Adapter Set
Hose length / diameter	1100 mm / 36 mm
Diameter	100 mm
Extractor adapter up to 36 mm	•
Blind stoppers	•
Article number	4310630



4 006825 587715



WET AND DRY VACUUM CLEANERS

Wet and Dry Vacuum Cleaner
TE-VC 2230 SA

TRANSPORT HANDLE – TROLLEY FUNCTION
for maximum mobility

HIGH-QUALITY STAINLESS STEEL SUCTION TUBE

The innovative plug-in connections on the suction hose and on the high-quality stainless steel telescopic suction tube reduce air turbulence in the suction flow and therefore ensure optimum suction performance

ECO POWER

Powerful and quiet suction with 1200 W of power for a wide range of applications with energy-saving ECO Power

DEVICE SOCKET

High-performance device socket with synchronous start function for electric tools with a rating of up to 2250 W

WATER DRAIN SCREW

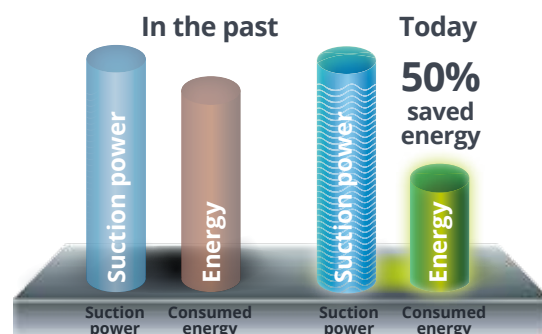
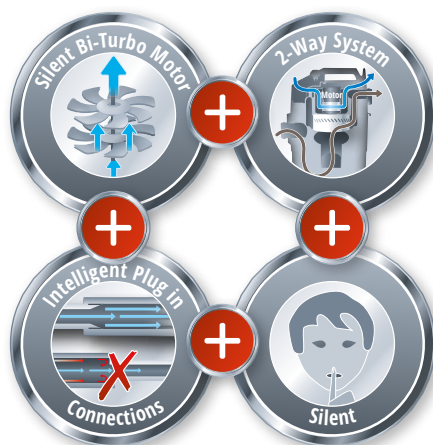
The suctioned up liquid can be quickly and easily discharged at the drain screw on the underside of the tank

LARGE WHEELS AND CASTORS

Large, sturdy rear wheels and front castors make the vacuum cleaner a mobile helper for all cleaning work, just like an industrial vacuum cleaner

HOLDERS FOR THE ACCESSORIES

For keeping everything as tidy as possible, the accessories and the wound-up cable can be secured neatly on the provided holders



WET AND DRY VACUUM CLEANERS



Device properties	TE-VC 2340 SA	TE-VC 2230 SA
Mains connection	220 - 240 V ~ 50 Hz	230 V ~ 50 Hz
Power rating	1200 W S1	1150 W S1
Suction power	230 mbar	220 mbar
Tank volume	40 l	30 l
Suction hose length	300 cm	300 cm
Suction hose diameter	36 mm	36 mm
Product weight: net gross	12.0 kg 14.2 kg	10.2 kg 13.1 kg
Cable holder	•	•
Blow connector	•	•
Accessory mount	•	•
Water drain screw	•	•
Automatic socket	•	•
ECO Power	•	•
Suction hose	telescopic, stainless steel	telescopic, stainless steel
Nozzles	Combination, crevice and upholstery nozzle (1x each)	Combination, crevice and upholstery nozzle (1x each)
Filters	Foam filter, pleated filter (1x each)	Foam filter, pleated filter (1x each)
Ash Filters	—	—
Article number	2342380	2342363

WET AND DRY VACUUM CLEANERS



Device properties	TH-VC 1930 SA	TC-VC 1930 S	TE-VC 1925 SA
Mains connection	230 V ~ 50 Hz	220 - 240 V ~ 50 Hz	230 V ~ 50 Hz
Power rating	1500 W S1	1500 W S1	800 W S1
Suction power	190 mbar	190 mbar	190 mbar
Tank volume	30 l	30 l	25 l
Suction hose length	250 cm	250 cm	300 cm
Suction hose diameter	36 mm	36 mm	36 mm
Product weight: net gross	6.8 kg 8.6 kg	5.7 kg 7.3 kg	9.7 kg 11.6 kg
Cable holder	•	•	•
Blow connector	•	•	•
Accessory mount	•	•	•
Water drain screw	•	•	•
Automatic socket	•	—	•
ECO Power	—	—	•
Suction hose	3-piece, plastic	3-piece, plastic	telescopic, stainless steel
Nozzles	Combination, crevice nozzle (1 x each)	Combination, crevice nozzle (1 x each)	Combination, crevice and upholstery nozzle (1x each)
Filters	Foam filter, pleated filter (1x each)	Foam filter, pleated filter (1x each)	Foam filter, pleated filter (1x each)
Ash Filters	—	—	—
Article number	2342190	2342188	2342354

WET AND DRY VACUUM CLEANERS



Device properties	TE-VC 1820	TH-VC 1820 S	TH-VC 1820 S Kit
Mains connection	230 V ~ 50 Hz	230 V ~ 50 Hz	230 V ~ 50 Hz
Power rating	750 W S1	1250 W S1	1250 W S1
Suction power	180 mbar	180 mbar	180 mbar
Tank volume	20 l	20 l	20 l
Suction hose length	250 cm	150 cm	150 cm
Suction hose diameter	36 mm	36 mm	36 mm
Product weight: net gross	7.7 kg 9.2 kg	4.5 kg 5.5 kg	6.0 kg 7.4 kg
Cable holder	•	•	•
Blow connector	•	•	•
Accessory mount	•	•	•
Water drain screw	—	—	—
Automatic socket	—	—	—
ECO Power	•	—	—
Suction hose	2-piece, stainless steel	3-piece, plastic	3-piece, plastic
Nozzles	Combination, crevice and upholstery nozzle (1x each)	Combination, crevice nozzle (1 x each)	Combination, crevice nozzle (1 x each)
Filters	Foam filter, pleated filter (1x each)	Foam filter, filter bag	Foam filter, filter bag
Ash Filters	—	—	•
Article number	2342341	2342167	2342175

WET AND DRY VACUUM CLEANERS



Device properties	TH-VC 1815	TC-VC 1812 S
Mains connection	230 V ~ 50 Hz	220 - 240 V ~ 50 Hz
Power rating	1250 W S1	1250 W S1
Suction power	180 mbar	180 mbar
Tank volume	15 l	12 l
Suction hose length	150 cm	150 cm
Suction hose diameter	36 mm	36 mm
Product weight: net gross	4.2 kg 5.0 kg	3.6 kg 4.4 kg
Cable holder	•	•
Blow connector	•	•
Accessory mount	•	•
Water drain screw	—	—
Automatic socket	—	—
ECO Power	—	—
Suction hose	3-piece, plastic	3-piece, plastic
Nozzles	Combination, crevice nozzle (1 x each)	Combination, crevice nozzle (1 x each)
Filters	Foam filter, filter bag	Foam filter, filter bag
Ash Filters	—	—
Article number	2340290	2342370



ACCESSORIES WET AND DRY VACUUM CLEANERS

Properties	Ash Filter	Ash Fine Filter	Pleated Filter	Pleated Filter
Capacity	12 l	18 l	—	—
Quantity	1 pc	1 pc	1 pc	1 pc
Length	—	—	—	—
Diameter	—	—	—	—
Suitable for TE-VC 2340 SA	•	•	—	•
Suitable for TE-VC 2230 SA	•	•	—	•
Suitable for TH-VC 1930 SA	•	•	—	•
Suitable for TC-VC 1930 S	•	•	—	•
Suitable for TE-VC 1925 SA	•	•	—	•
Suitable for TH-VC 1820 S	•	•	•	•
Suitable for TE-VC 1820	•	•	•	•
Suitable for TH-VC 1815	•	•	—	•
Suitable for TC-VC 1812 S	•	•	—	—
Article number	2351606	2351612	2351110	2351113

ACCESSORIES WET AND DRY VACUUM CLEANERS



Properties	Fabric Filter	Foam Filters
for tank volume	—	—
Quantity	1 pc	10 pcs
Length	—	—
Diameter	—	—
Suitable for TE-VC 2340 SA	•	•
Suitable for TE-VC 2230 SA	•	•
Suitable for TH-VC 1930 SA	•	•
Suitable for TC-VC 1930 S	•	•
Suitable for TE-VC 1925 SA	•	•
Suitable for TH-VC 1820 S	•	•
Suitable for TE-VC 1820	•	•
Suitable for TH-VC 1815	•	•
Suitable for TC-VC 1812 S	•	•
Article number	2351140	2351130



ACCESSORIES WET AND DRY VACUUM CLEANERS

Properties	Dirt Bags 12 l	Dirt Bags 20 l	Dirt Bags 25 l	Dirt Bags 30 l
for tank volume	12 l	20 l	25 l	30 l
Quantity	5 pcs	5 pcs	5 pcs	5 pcs
Length	—	—	—	—
Diameter	—	—	—	—
Suitable for TE-VC 2340 SA	—	—	—	—
Suitable for TE-VC 2230 SA	—	—	—	•
Suitable for TH-VC 1930 SA	—	—	—	•
Suitable for TC-VC 1930 S	—	—	—	•
Suitable for TE-VC 1925 SA	—	—	•	—
Suitable for TH-VC 1820 S	—	•	—	—
Suitable for TE-VC 1820	—	•	—	—
Suitable for TH-VC 1815	—	•	—	—
Suitable for TC-VC 1812 S	•	—	—	—
Article number	2351159	2351152	2351150	2351170



ACCESSORIES WET AND DRY VACUUM CLEANERS



Properties	Dirt Bags 40 l	Extension Hose	Accessories Set
for tank volume	40 l	—	—
Quantity	5 pcs	1 hose, 4 adapters	5 pcs
Length	—	3 m	2 m
Diameter	—	36 mm	64 mm
Suitable for TE-VC 2340 SA	•	•	•
Suitable for TE-VC 2230 SA	—	•	•
Suitable for TH-VC 1930 SA	—	•	•
Suitable for TC-VC 1930 S	—	•	•
Suitable for TE-VC 1925 SA	—	•	•
Suitable for TH-VC 1820 S	—	•	•
Suitable for TE-VC 1820	—	•	•
Suitable for TH-VC 1815	—	•	•
Suitable for TC-VC 1812 S	—	—	—
Article number	2351180	2362000	2362010

ASH VACUUM CLEANERS



ASH VACUUM CLEANERS

NEW
CLASSIC
NEW
CLASSIC

Device properties	TC-AV 1250	TC-AV 1200
Mains connection	220 - 240 V ~ 50/60 Hz	220 - 240 V ~ 50/60 Hz
Power rating	1250 W	1200 W
Suction power	165 mbar	160 mbar
Tank volume	20 l	18 l
Suction hose length	120 cm	100 cm
Suction hose diameter	36 mm	36 mm
Product weight: net gross	4.4 kg 5.3 kg	3.7 kg 4.6 kg
Carrying handle	•	•
Wheels	•	—
Level indicator	—	—
Cable rewind	•	•
Fine filter	•	•
Article number	2351655	2351650
	 4 006825 614473	 4 006825 614480





HIGH PRESSURE CLEANERS

BEST POSSIBLE MOBILITY

The central handle and the sturdy wheels provide easy mobility at any location, in order to be able to pull the high pressure cleaner inclusive accessories

High Pressure Cleaner
TC-HP 2042 PC

JET CLICK SYSTEM

By means of the modular jet click system, the different nozzles and high pressure attachments can be changed quickly and without tools with only one click

HIGH PRESSURE HOSE





The robust, extra-long 6 m-pressure hose ensures in addition with the 5 m rubber cable a extra wide reach. After use lance, pistol, hose and cable can be easily stored at the integrated holders

COMPREHENSIVE RANGE OF ACCESSORIES

For all cleaning tasks, two extensive packages inclusive patio cleaner and a spot wide spray nozzle are also included in the delivery with the Easy and Basic accessories (see page 115), which can be attached directly at the equipment within reach at any time.

ACCESSORIES HIGH PRESSURE CLEANERS



Device properties	HPH 6	HPAN 90	HPRB 15	HPWB 17
Length	600 cm	—	—	—
Width	—	—	—	17 cm
Diameter	—	—	15 cm	—
Article number	4144006	4144007	4144009	4144008
				



CLASSIC



CLASSIC



CLASSIC



HIGH PRESSURE CLEANERS

Device properties	TC-HP 2042 PC	TC-HP 1538 PC	TC-HP 1334
Mains connection	220 - 240 V ~ 50 Hz	220 - 240 V ~ 50 Hz	220 - 240 V ~ 50 Hz
Power rating	2000 W S1	1500 W S1	1300 W S1
Max. working pressure	150 bar	110 bar	100 bar
Delivery rate	420 l/h	380 l/h	340 l/h
Hose length	600 cm	500 cm	300 cm
Product weight: net gross	9.1 kg 11.0 kg	8.3 kg 10.2 kg	5.4 kg 6.4 kg
Carrying handle	•	•	•
Storage possibility	•	•	•
Easy package	•	•	•
Basic package	•	•	—
Article number	4140730	4140720	4140710

EASY PACKAGE

Included with all high pressure cleaners



Pressure hose



Pivoted pistol



Lance



Rotating nozzle



Spray container

BASIC PACKAGE

Included with selected high pressure cleaners



Point/wide jet nozzle



Terrace cleaner

COMPRESSORS



Compressor with belt drive
TE-AC 480/100/10 D

BELT DRIVE

Belt drive for low-noise operation and high efficiency

MANOMETERS WITH QUICK-RELEASE COUPLINGS

The operating pressure can be read and adjusted via the downstream pressure gauge. Additionally, it is possible to connect further pneumatic devices to the second pressure gauge in order to get uncontrolled compressed air, for example, to remove dust with a compressed air gun

OIL LEVEL CHECK

The oil level can be read from the clearly visible inspection window at any time

100 L TANK

Huge reserves of compressed air for every application are held ready by the 100 litre tank

10 YEARS WARRANTY

A drain cock for the residue-free removal of the condensate in the tank in addition with the high-quality components are specially chosen for durability – 10 year warranty against rusting through of the tank



COMPRESSORS WITH BELT DRIVE


EXPERT

EXPERT

EXPERT

Device properties	TE-AC 480/100/10 D	TE-AC 400/100/10 D	TE-AC 300/50/10
Mains connection	400 V 3~ 50 Hz	400 V 3~ 50 Hz	230 V ~ 50 Hz
Power rating	3000 W S1	2200 W S1	2000 W S3 50%
Suction power	480 l/min	400 l/min	300 l/min
Output rate 0 bar 4 bar 7 bar	389 l/min 348 l/min 308 l/min	313 l/min 281 l/min 257 l/min	243 l/min 217 l/min 184 l/min
Tank capacity	100 l	100 l	50 l
Operating pressure	10 bar	10 bar	10 bar
Number of cylinders	2	2	2
Noise level	97 dB(A)	96 dB(A)	96 dB(A)
Product weight: net gross	72.1 kg 81.1 kg	66.0 kg 74.9 kg	49.3 kg 54.8 kg
Cable storage	—	—	—
Pressure Reducer	•	•	•
Compressed air hose	—	—	—
Blow-out pistol	—	—	—
Tyre pressure gauge	—	—	—
Impact screwdriver	—	—	—
Adapter set	—	—	—
Article number	4010231	4010191	4010181
			





OIL-LUBRICATED COMPRESSORS



EXPERT



EXPERT



EXPERT

Device properties	TE-AC 400/50/10	TE-AC 270/50/10	TE-AC 270/24/10
Mains connection	230 V ~ 50 Hz	230 V ~ 50 Hz	230 V ~ 50 Hz
Power rating	2400 W S1	1800 W S1	1800 W S1
Suction power	400 l/min	270 l/min	270 l/min
Output rate 0 bar 4 bar 7 bar	241 l/min 208 l/min 175 l/min	140 l/min 127 l/min 100 l/min	140 l/min 127 l/min 100 l/min
Tank capacity	50 l	50 l	24 l
Operating pressure	10 bar	10 bar	10 bar
Number of cylinders	1	1	1
Noise level	97 dB (A)	94 dB(A)	94 dB(A)
Product weight: net gross	40.2 kg 43.8 kg	33.5 kg 36.7 kg	27.0 kg 29.5 kg
Cable storage	—	—	—
Pressure Reducer	•	•	•
Compressed air hose	—	—	—
Blow-out pistol	—	—	—
Tyre pressure gauge	—	—	—
Impact screwdriver	—	—	—
Adapter set	—	—	—
Article number	4010470	4010440	4010450

OIL-LUBRICATED COMPRESSORS



EXPERT



CLASSIC

Device properties	TE-AC 230/24	TC-AC 190/24/8
Mains connection	230 V ~ 50 Hz	220 - 240 V ~ 50 Hz
Power rating	1500 W S1	1500 W S2 15%
Suction power	230 l/min	165 l/min
Output rate 0 bar 4 bar 7 bar	132 l/min 102 l/min 83 l/min	110 l/min 75 l/min 55 l/min
Tank capacity	24 l	24 l
Operating pressure	8 bar	8 bar
Number of cylinders	1	1
Noise level	94 dB(A)	—
Product weight: net gross	22.9 kg 25.7 kg	20.6 kg 22.7 kg
Cable storage	—	—
Pressure Reducer	•	•
Compressed air hose	—	—
Blow-out pistol	—	—
Tyre pressure gauge	—	—
Impact screwdriver	—	—
Adapter set	—	—
Article number	4010460	4007325

OIL-FREE COMPRESSORS



CLASSIC



CLASSIC



CLASSIC

Device properties	TH-AC 240/50/10 OF	TH-AC 200/40 OF	TH-AC 200/30 OF
Mains connection	230 V ~ 50 Hz	230 V ~ 50 Hz	230 V ~ 50 Hz
Power rating	1500 W S3 25%	1100 W S1	1100 W S3 25%
Suction power	240 l/min	140 l/min	200 l/min
Output rate 0 bar 4 bar 7 bar	173 l/min 107 l/min 76 l/min	110 l/min 70 l/min 45 l/min	165 l/min 83 l/min 60 l/min
Tank capacity	50 l	40 l	30 l
Operating pressure	10 bar	8 bar	8 bar
Number of cylinders	1	1	1
Noise level	97 dB(A)	94 dB(A)	97 dB(A)
Product weight: net gross	22.3 kg 24.6 kg	23.0 kg 25.0 kg	18.1 kg 19.6 kg
Cable storage	—	—	—
Pressure Reducer	•	•	•
Compressed air hose	—	—	—
Blow-out pistol	—	—	—
Tyre pressure gauge	—	—	—
Impact screwdriver	—	—	—
Adapter set	—	—	—
Article number	4010393	4020516	4010394

OIL-FREE COMPRESSORS



CLASSIC



NEW

CLASSIC



NEW

CLASSIC

Device properties	TH-AC 200/24 OF	TC-AC 190/6/8 OF	TC-AC 190/8 Kit
Mains connection	230 V ~ 50 Hz	230 V ~ 50 Hz	220 - 240 V ~ 50 Hz
Power rating	1100 W S1	1100 W S3 25%	1100 W S3 15%
Suction power	140 l/min	185 l/min	190 l/min
Output rate 0 bar 4 bar 7 bar	110 l/min 70 l/min 45 l/min	139 l/min 77 l/min 60 l/min	165 l/min 83 l/min 55 l/min
Tank capacity	24 l	6 l	without pressure chamber
Operating pressure	8 bar	8 bar	8 bar
Number of cylinders	1	1	1
Noise level	94 dB(A)	97 dB(A)	97 dB(A)
Product weight: net gross	19.5 kg 21.0 kg	9.2 kg 10.6 kg	5.8 kg 6.4 kg
Cable storage	—	•	•
Pressure Reducer	•	•	—
Compressed air hose	—	—	•
Blow-out pistol	—	—	•
Tyre pressure gauge	—	—	•
Impact screwdriver	—	—	—
Adapter set	—	—	•
Article number	4020515	4020495	4020536



AIR TOOLS

Device properties	Impact Screwdriver	Ratchet Screwdriver	Pin Grinder	Eccentric Sander
Type	DSS 260/2	DRS 200/2	DSL 250/2	DSE 125
Items supplied	1 pc	1 pc	1 pc	1 pc
Technology	—	—	—	—
Working pressure	max 6.3 bar	max 6.3 bar	max 6.3 bar	max 6.3 bar
Torque	312 Nm	68 Nm	—	—
Article number	4138910	4139170	4138520	4133325



AIR TOOLS

Device properties	Chisel Hammer Drill	Stapler/Nailer	Blow-out Pistol, short	Blow-out Pistol, long
Type	DMH 250/2	DTA 25/2	—	—
Items supplied	1 pc	1 pc	1 pc	1 pc
Technology	—	—	—	—
Working pressure	max 6.3 bar	max 8.3 bar	0 - 8 bar	0 - 8 bar
Torque	—	—	—	—
Article number	4139008	4137755	4133100	4133102







AIR TOOLS

Device properties	Tyre Pressure Gauge	Prof. Tyre Pressure Gauge	Paint Spray Gun	Pro Paint Spray Gun
Type	—	—	—	—
Items supplied	1 pc	1 pc	1 pc	1 pc
Technology	—	—	Cup	Cup
Working pressure	0 - 8 bar	0 - 8 bar	3 - 4 bar	3 - 3.5 bar
Torque	—	—	—	—
Article number	4137000	4133110	4133000	4133030



AIR TOOLS

Device properties	Paint Spray Gun	Spray Gun	Jet Gun	Suction-feed Spray Pistol
Type	—	—	—	DSP 226
Items supplied	1 pc	1 pc	1 pc	1 pc
Technology	Suction-feed can	Suction-feed can	Suction-feed can	—
Working pressure	3 - 4 bar	3 - 8 bar	3 - 8 bar	max. 6 bar
Torque	—	—	—	—
Article number	4132900	4133200	4133300	4133400
				



AIR TOOLS

Device properties	Underseal Gun	Compressed Air Kit	Pro Compressed Air Kit
Type	—	—	—
Items supplied	1 pc	3-piece	5-piece
Technology	—	—	—
Working pressure	3 - 8 bar	—	—
Torque	—	—	—
Article number	4133501	4132741	4132720
			



ACCESSORIES TACKERS/NAILERS

Properties	Staples	Staples	Staples	Staples
Type	E, c-point	E, c-point	E, c-point	E, c-point
Length	13 mm	16 mm	25 mm	40 mm
Width	5.7 mm	5.7 mm	5.7 mm	5.7 mm
Quantity	3000 pcs	3000 pcs	3000 pcs	3000 pcs
Article number	4137850	4137855	4137860	4137861



ACCESSORIES TACKERS/NAILERS

Properties	Nails	Nails	Nails
Type	J	J	J
Length	25 mm	40 mm	50 mm
Width	—	—	—
Quantity	3000 pcs	3000 pcs	3000 pcs
Article number	4137871	4137872	4137873



ACCESSORIES TACKERS/NAILERS

Properties	Fabric Hose	Fabric Hose	Fabric Hose
Length: 10 m, internal diameter: 6 mm	Length: 15 m, internal diameter: 6 mm	Length: 15 m, internal diameter: 9 mm	
Article number	4138100	4138200	4138210



ACCESSORIES TACKERS/NAILERS

Properties	Spiral Hose	Spiral Hose	Automatic Hose Roller
Length: 4 m, internal diameter: 6 mm	Length: 8 m, internal diameter: 6 mm	Length 9 m + 1 m, working pressure: up to 9 bar	
Article number	4139410	4139420	4138000

ACCESSORIES COMPRESSED AIR



Properties
Article number

Inflation Adapter Kit
8-piece
4139695



Mini Oiler
R 1/4" internal thread, R 1/4" external thread
4135002



ACCESSORIES COMPRESSED AIR



Properties
Article number

Filter + Pressure Reducer
Complete with Nipple and quick-lock coupling R 1/4"
4134200



Filter + Pressure Reducer
Complete with Nipple and quick-lock coupling R 3/8"
4134100



ACCESSORIES COMPRESSED AIR



Properties
Article number

Combination Conditioning Unit
Complete with Oiler, nipple and quick-lock coupling R 1/4"
4135001



Combination Conditioning Unit
Complete with Oiler, nipple and quick-lock coupling R 3/8"
4135000



ACCESSORIES COMPRESSED AIR



Properties
Article number

Michelin Nipple
Nominal width 6 mm
4139330



Quick-lock Coupling
R 1/4" internal thread
4139206



Quick-lock Coupling
R 1/4" external thread
4139207







Quick-lock Coupling
R 3/8" internal thread
4139205









ACCESSORIES COMPRESSED AIR



	Quick-lock Coupling	Distributor	Quick-lock Coupling	Quick-lock Coupling
Properties	R 3/8" external thread	2 quick-lock couplings 3/8" it	R 1/2" internal thread	R 1/2" external thread
Article number	4139208	4139680	4139210	4139209
				





ACCESSORIES COMPRESSED AIR



	Quick-lock Coupling	Quick-lock Coupling	Hose Nozzle	Hose Nozzle
Properties	Ø 6 mm	Ø 9 mm	Ø 6 mm, R 1/4" et	Ø 6 mm, R 3/8" et
Article number	4139301	4139302	4139665	4139666
				

ACCESSORIES COMPRESSED AIR



	Threaded Nipple	Threaded Nipple	Threaded Nipple	Threaded Nipple
Properties	R 1/4" external thread	R 3/8" external thread	R 1/4" internal thread	R 3/8" internal thread
Article number	4139655	4139650	4139640	4139645
				

ACCESSORIES COMPRESSED AIR



	Grommet	Grommet	Double Nipple	Double Nipple
Properties	Ø 6 mm	Ø 9 mm	R 1/4" external thread	R 3/8" external thread
Article number	4139660	4139661	4139620	4139610
				

ACCESSORIES COMPRESSED AIR



	Reduction	Reduction	Reduction
Properties	R 3/8" et to R 1/4" it	R 3/8" et to R 1/4" et	R 1/2" et to R 3/8" it
Article number	4139600	4139630	4139605

ACCESSORIES COMPRESSED AIR



	Hose Connection Tube	Hose Connection Tube	Hose Connector Kit
Properties	Ø 6 mm	Ø 9 mm	Ø 6 mm
Article number	4139310	4139320	4139500

ACCESSORIES COMPRESSED AIR



	Clip Kit	Special Compressed Air Oil
Properties	5 pcs, 8 - 12 mm	500 ml
Article number	4139670	4138310



TILE CUTTING MACHINES

STONE CUTTING MACHINES

WATER PUMP WITH DIRT TRAP

The water pump comes with a dirt trap and washable filter mats to keep away large splinters and solid particles

MOTOR GUIDE

Precision cutting with high performance thanks to a motor guide with six ball bearings

LASER

To help with straight cuts, which are a challenge even for professionals on large-scale tiles, the device is equipped with a laser for optical help during cutting

LARGE WORK TABLE

The large work table with non-slip rubber surface is designed to cope with the extra long cutting lengths required by today's large-scale tiles

ADDITIONAL WORK TABLES

For major assignments there are two additional work tables for widening the work area

FOLDING CHASSIS

For support, the tile cutter is mounted on a rugged folding chassis with latching function. The height-adjustable base can be adjusted to a comfortable working height





Tile Cutting Machine
TE-TC 920 UL


NEW
EXPERT


EXPERT

TILE CUTTING MACHINES

Device properties	TE-TC 920 UL	TE-TC 620 U
Mains connection	230 V ~ 50 Hz	230 V ~ 50 Hz
Power rating	900 W S2 30 min	900 W S2 30 min
Speed	2950 min ⁻¹	3000 min ⁻¹
Cutting thickness 90° 45°	36 mm 29 mm	30 mm 25 mm
Cutting length	920 mm	620 mm
Cutting wheel	Ø 200 x Ø 25.4 mm	Ø 200 x Ø 25.4 mm
Mitre cut	0° to 45° to the left	0° to 45° to the left
Product weight: net gross	45.5 kg 50.5 kg	35.8 kg 38.6 kg
Water bath container	•	•
Laser	•	—
Transport wheels	•	•
Parallel stop	•	•
Angle stop	•	•
Article number	4301220	4301295
		


CLASSIC

TILE CUTTING MACHINES

Device properties	TC-TC 618
Mains connection	230 V ~ 50 Hz
Power rating	600 W S2 10 min
Speed	3000 min ⁻¹
Cutting thickness 90° 45°	35 mm 22 mm
Cutting length	—
Cutting wheel	Ø 180 x Ø 25.4 mm
Mitre cut	0° to 45° to the left
Product weight: net gross	8.5 kg 9.4 kg
Water bath container	•
Laser	—
Transport wheels	—
Parallel stop	•
Angle stop	—
Article number	4301180
	





STONE CUTTING MACHINES

NEW


EXPERT




NEW

EXPERT

Device properties	TE-SC 920 L	TE-SC 570 L
Mains connection	230 V ~ 50 Hz	230 V ~ 50 Hz
Power rating	2200 W S2 20 min	1500 W S2 20 min
Speed	3000 min ⁻¹	3000 min ⁻¹
Cutting thickness 90° 45°	70 mm 55 mm	60 mm 48 mm
Cutting length	920 mm	570 mm
Cutting wheel	Ø 300 x Ø 25.4 mm	Ø 250 x Ø 25.4 mm
Mitre cut	0° to 45° to the left	0° to 45° to the left
Product weight: net gross	56.0 kg 65.0 kg	42.6 kg 46.5 kg
Water bath container	•	•
Laser	•	•
Article number	4301432	4301444
		



ACCESSORIES TILE CUTTING MACHINES



Properties	Diamond Cutting Wheel	Turbo Diamond Cutting Wheel	Turbo Diamond Cutting Wheel
Diameter	180 mm	180 mm	200 mm
Inner diameter	25.4 mm	25.4 mm	25.4 mm
Article number	4301170	4301176	4301175
			

ACCESSORIES STONE CUTTING MACHINES




Properties	Turbo Diamond Cutting Wheel	Turbo Diamond Cutting Wheel
Diameter	250 mm	300 mm
Inner diameter	25.4 mm	25.4 mm
Article number	4301177	4301178
		

BENCH GRINDERS

STATIONARY GRINDERS





BENCH GRINDERS

Device properties	TC-BG 200	TC-BG 175	TC-WD 150/200
Mains connection	230 V ~ 50 Hz	230 V ~ 50 Hz	230 V ~ 50 Hz
Power rating	400 W S2 30 min	400 W S2 30 min	250 W S2 30 min
Speed	2950 min ⁻¹	2950 min ⁻¹	2950 min ⁻¹ 134 min ⁻¹
Diameter	200 mm	175 mm	150 mm 200 mm
Internal diameter of wheel	32 mm	32 mm	12.7 mm 20 mm
Wheel thickness	25 mm	25 mm	20 mm 40 mm
Product weight: net gross	12.0 kg 13.1 kg	10.9 kg 12.0 kg	10.0 kg 11.6 kg
Adjustable speed	—	—	—
Flexible shaft	—	—	—
Accessories Set	—	—	—
Article number	4412820	4412630	4417240
			



BENCH GRINDERS

Device properties	TH-BG 150	TH-XG 75 Kit
Mains connection	230 V ~ 50 Hz	230 V ~ 50 Hz
Power rating	150 W S2 30 min	120 W
Speed	2950 min ⁻¹	0 - 9900 min ⁻¹
Diameter	150 mm	75 mm
Internal diameter of wheel	12.7 mm	10 mm
Wheel thickness	16 mm	20 mm
Product weight: net gross	5.4 kg 6.1 kg	2.7 kg 3.5 kg
Adjustable speed	—	•
Flexible shaft	—	•
Accessories Set	—	•
Article number	4412570	4412560
		





CLASSIC






CLASSIC

STATIONARY GRINDERS

Device properties	TH-US 240	TC-US 400
Mains connection	230 V ~ 50 Hz	230 V ~ 50 Hz
Power rating	240 W S2 30 min	375 W S2 30 min
Speed	2950 min ⁻¹	1450 min ⁻¹
Belt speed	900 m/min	276 m/min
Grinding wheel	Ø 150 x Ø 12.7 x 20 mm	Ø 150 mm
Sanding/grinding belt	50 x 686 mm	100 x 915 mm
Swiveling range	—	-60° to 60°
Product weight: net gross	7.3 kg 8.3 kg	12.1 kg 12.9 kg
Ball bearing mounted shaft	•	—
Spark protection glass	•	—
Rubber feet for low vibration	•	•
Adjustable work support	•	•
Dust extraction	—	•
Tilting aluminium table	—	•
Cross stop	—	•
Sanding/grinding belt	•	•
Grinding wheel	•	—
Sanding/grinding disc	—	•
Article number	4466150	4419255
		

ACCESSORIES STATIONARY GRINDERS



Properties	Grinding Belt Set	Grinding Belt Set	Grinding/sanding paper set
Length	686 mm	914 mm	—
Width	50 mm	100 mm	—
Diameter	—	—	150 mm
Quantity	5	3	3
Grit size	60 80 100	60 80 120	80
Article number	4419809	4419830	4419845
			





ACCESSORIES BENCH GRINDERS



Properties	Polishing Wheel	Grinding Wheel G120
Diameter	75 mm	75 mm
Inner diameter	10 mm	10 mm
Wheel thickness	20 mm	20 mm
Article number	4412620	4412625
		



ACCESSORIES BENCH GRINDERS



Properties	Fine Grinding Wheel	Coarse Grinding Wheel	Fine Grinding Wheel	Coarse Grinding Wheel
Diameter	150 mm	150 mm	150 mm	150 mm
Inner diameter	12.7 mm	12.7 mm	12.7 mm	12.7 mm
Wheel thickness	16 mm	16 mm	20 mm	20 mm
Article number	4412514	4412515	4412512	4412513
				




ACCESSORIES BENCH GRINDERS



Properties	Fine Grinding Wheel	Coarse Grinding Wheel
Diameter	175 mm	175 mm
Inner diameter	32 mm	32 mm
Wheel thickness	25 mm	25 mm
Article number	4412610	4412611
		

ACCESSORIES BENCH GRINDERS



Properties	Fine Grinding Wheel	Fine Grinding Wheel	Coarse Grinding Wheel
Diameter	200 mm	200 mm	200 mm
Inner diameter	20 mm	32 mm	32 mm
Wheel thickness	40 mm	25 mm	25 mm
Article number	4417300	4412810	4412811
			

WELDING MACHINES

WELDING CURRENT

It has infinitely controllable welding current to enable operation to be adapted to every situation

TIG

Thanks to the selector switch for electrode or TIG welding, the tool can also be used in combination with a TIG torch, available separately, to perform shielding gas welding

MMA

For welding with flux-coated electrodes

INVERTER TECHNOLOGY

Modern inverter technology for performing arc welding jobs with clean and exact results

SHOULDER STRAP

For mobile use the tool has a robust sheet steel housing with its own shoulder strap



Inverter Welding Machine
TC-IW 170

FAN COOLING SYSTEM




Longer operations are no problem either: The fan cooling system keeps the inverter welder ready for action even under high load

QUICK-LOCK COUPLING

The inverter welder has a professional earth terminal and a professional electrode holder which can be connected by a quick-lock coupling


INVERTER WELDING MACHINES



Device properties	TC-IW 170	TC-IW 150	TC-IW 110
Mains connection	230 - 240 V ~ 50 Hz	230 - 240 V ~ 50 Hz	230 - 240 V ~ 50 Hz
Fuse	16 A	16 A	16 A
Welding current (electrode)	20 - 150 A	20 - 130 A	10 - 100 A
Welding current (TIG)	30 - 170 A	30 - 150 A	—
Idling voltage	80 V	85 V	85 V
Diameter of electrodes	1.6 - 4.0 mm	1.6 - 3.2 mm	1.6 - 2.5 mm
Electrode holder	—	•	•
Professional electrode holder	•	—	—
Earth Terminal	—	—	•
Professional earth terminal	•	•	—
TIG option	•	•	—
Case	•	—	—
Article number	1544180	1544170	1544160
			




ACCESSORIES WELDING MACHINES




Properties	Textbook "Practical Welding"
Article number	1590700
	




ACCESSORIES WELDING MACHINES

Properties	Automatic Welding Screen	Head Welding Safety Shield	Welding Shield
Product weight	0.5 kg	0.5 kg	0.4 kg
Article number	1584250	1584210	1584200
			






ACCESSORIES WELDING MACHINES

Properties	DIN Glasses	Steel Wire Brush	Leather Welding Gauntlets
Article number	1584300	1593400	1593500
			




ACCESSORIES WELDING MACHINES

Properties	Leather Welding Apron	Slag Hammer	Earth Terminal
Article number	1593600	1584110	1592500
			



ACCESSORIES WELDING MACHINES

Properties	Electrode Holder	Angle Magnet
Article number	1592700	1592200
		



ACCESSORIES WELDING MACHINES

Properties	TIG Welding-Torch Set
Clamping sleeves	3 pcs
Tungsten electrode	2 pcs, Ø 1.6 x 73 mm
Ceramic nozzle	6 pcs
Shielding gas hose	120 cm
Hose clips	2 pcs
Threaded grommet	1 pc
Article number	1544132



ACCESSORIES WELDING MACHINES

Properties	Pressure Reducer
Article number	1576508



ACCESSORIES WELDING MACHINES

Properties	Argon Gas	Argon / CO ₂ mixed gas	CO ₂ gas
Filling pressure	60 bar	60 bar	60 bar
Article number	1576501	1571603	1576500

ACCESSORIES WELDING MACHINES



Properties	Rod Electrodes	Rod Electrodes	Rod Electrodes	Rod Electrodes
Diameter	2.0 mm	2.0 mm	2.5 mm	2.5 mm
Length	300 mm	300 mm	350 mm	350 mm
Contents	25 pcs	100 pcs	25 pcs	100 pcs
Article number	1591320	1591735	1591420	1591736

ACCESSORIES WELDING MACHINES



Properties	Rod Electrodes	Rod Electrodes	Rod Electrodes
Diameter	2.5 mm	3.2 mm	3.2 mm
Length	350 mm	350 mm	350 mm
Contents	175 pcs	25 pcs	115 pcs
Article number	1591739	1591520	1591740




METAL CUTTING SAW



CLASSIC

METAL CUTTING SAW

Device properties	TC-MC 355
Mains connection	220 - 240 V ~ 50 Hz
Power rating	2300 W
Cutting wheel	Ø 355 x Ø 25.4 x 3.2 mm
Speed	4000 min ⁻¹
Mitre cut	-15° to +45°
Max. saw width at 90°	Rectangular profile 100 x 100 mm, round profile Ø 100 mm
Max. clamping range	230 mm
Bench size	460 x 260 mm
Article number	4503135
 4 006825 619966	

WORKSHOP EQUIPMENT



PALLET TRUCK

NEW

CLASSIC

Device properties	TC-PT 2500
Max. load capacity	2500 kg
Fork height	80 mm - 190 mm
Diameter of load-bearing rollers	80 mm
Diameter of steering wheels	180 mm
Fork length	1150 mm
Fork width	540 mm
Product weight: net gross	62.0 kg 68.0 kg
Safety handle with integral selector lever	•
Automatic return of the drawbar	•
Article number	2022530



4 006825 615654



TOOL AND GEAR WAGGON

NEW

CLASSIC

Device properties	TC-TW 100
Max. load capacity	75 kg
Width	616 mm
Height	658 mm
Depth	330 mm
Drawer height	4x 70 mm, 1x 240 mm
Article number	4510170



4 006825 614305

SALES SUPPORT

POS | SHOP IN SHOP SYSTEMS



- **Battery-Competence-Shop**
360 x 320 cm
(Art. No. 720123 – on request)



- **Shop-in-Shop**
240 x 130 cm
(Art. No. 720110 – on request)

PRINTPRODUCTS



- **Flyers / folders**



- **Brochures**

POS | PERMANENT SECONDARY DISPLAYS



■ Wall display –
Euro pallet 120 x 80 cm
(Art. No. 720070)



■ Wall display –
Special pallet 80 x 50 cm
(Art. No. 720075)



■ Island display 1 –
Euro pallet 120 x 80 cm
(Art. No. 720080)



■ Island display 2
Euro pallet 120 x 80 cm
(Art. No. 720100)




■ Display
„Power X-Change –
Tools“
Half pallet 80 x 60 cm
(Art. No. 562016)



■ Display
„Power X-Change –
Garden“
Half pallet 80 x 60 cm
(Art. No. 562015)



■ Modular display
„Power X-Change“
Half pallet 80 x 60 cm
(Art. No. 720085)



POWER TOOLS 2017

Is there anything you'd like to ask us about our products?
Would you like to order a part?
Your product isn't working as it should?

We're at your service!
We'll get you some help – fast and without any fuss.



iSC GmbH, Eschenstr. 6,
94405 Landau/Isar,
Germany



+ 49 (0) 9951 959 2000



(Landline charge 14 cents/min)
(Cell phone charge 42 cents/min)

+ 49 (0) 1805 835 830



www isc-gmbh.info



@ Info@isc-gmbh.info

Einhell Germany AG
Wiesenweg 22
94405 Landau / Isar – Germany
info@einhell.com – www.einhell.com

